

CARE GUIDE:

Foundation Plants



Foundation plants soften the look of your home and add curb appeal. Consider mature plant heights when planning, or your windows may eventually become obstructed. Two common mistakes are putting plants too close together (restricts development), and planting too close to the house (blocks access for painting or pressure washing). Don't plant under the dripline if you have no gutters — the force of the falling water will batter plants. In general, mature foundation plants should be 1/2-1/3 the height from the ground to the bottom of the roof, although corner plants can be taller. Our list features heat tolerant, cold hardy, easy-care plants with at least one ornamental quality. All are proven performers, and most are evergreen and deer resistant (unless noted).



Aucuba

CHOOSING THE RIGHT

By Height

FOUNDATION PLANTS

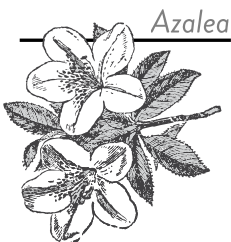
- Low to Medium Shrubs -

Abelia (dwarfs: 'Little Richard', 'Mardi Gras') - Arching branches or loosely rounded mounds; Semi-evergreen, often variegated. Tubular white or pink summer flowers followed by ornamental pink calyces. Most grow 3-4' tall and wide. Full to part sun.

Azaleas (especially twice-blooming Encore, Bloom-A-Thon, ReBLOOM).

Most are 3-4' or 4-5' tall and wide.

Regularly water during dry spells. Part sun to light shade. Not deer resistant.



Azalea

Aucuba - Evergreen shrubs with large, lustrous green leaves in solid green and variegated forms. Dwarf varieties generally reach 4-5' tall and somewhat wider. Grow in shade to morning sun.

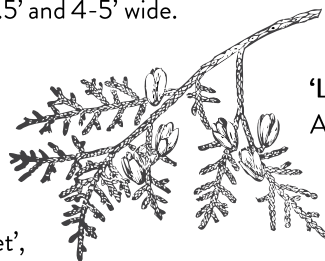
Camellias (dwarf forms: 'Shishigashira', 'Mine-no-yuki', 'Bonanza', 'Hot Flash') - Water regularly first 2-3 years. Drought tolerant with age. 5-6' or 4-5' tall and wide. Morning sun with afternoon shade, or light shade all day. Not deer resistant.

Fringe Bush/Loropetalum - Most feature wine-purple foliage, bright fuchsia fringe-like spring flowers. Arching, tiered shape can be pruned into formal shapes. Dwarf varieties 4-6' tall. Sun to light shade. Fertilize regularly for best foliage color. Deer resistant with occasional winter munching.

Gardenia - (dwarf varieties: 'Frostproof', 'Kleim's Hardy', 'Jubilation', 'Crown Jewel') Creamy white, coconut-jasmine scented summer blooms on handsome evergreen foliage. Most are 3' tall. Trailing 'Radicans' is about 1.5' and 4-5' wide. Sun to part sun.

Globe Arborvitae - (Thuja occidentalis and T. plicata cvs. ie. 'Danica', 'Grune Kugel', 'Hetzl Midget', 'Mr. Bowling Ball')

Compact conifer with feathery foliage. 2-3' tall and wide. Sun to part sun. Occasionally severely damaged by deer but not their first choice, with T. plicata favored over T. occidentalis.



Globe Arborvitae

'Golden Mop' Falsecypress (*Chamaecyparis pis. fil.* 'Aurea') - Graceful conifer; fine-textured pendulous golden branchlets. 4-6' tall by 4-5' wide. Full-part sun.

'Goshiki' False Holly (*Osmanthus heterophyllus* 'Goshiki') - Slow-growing, easy-care evergreen; holly-like leaves splashed with creamy white and flecked with green. Eventually grows to 5-6' tall and about 3-4' wide.

Japanese Cedar (*Cryptomeria*, dwarf forms: 'Nana Globosa', 'Elegans Nana') - Feathery plumes of light olive green

foliage; attractive texture; a nice alternative to boxwood. Grows 3-4' tall and wide. Sun to part sun.

'Lake Tresca' Privet (*Ligustrum*) - Arching sprays of bright, thick leaves; cream/white spring flowers. 4-5' tall and wide. 'East Bay' 6-8' tall and wide. Sun or light shade.

Nandina - Super-tough, easy-care evergreen. 'Firepower' is red in winter, but no fruit. Taller varieties (3-6') feature feathery foliage, white spring flowers, and red berry clusters. Burgundy new growth. Sun or shade.

(continued)

FOUNDATION PLANTS BY HEIGHT *(continued)*

Plum Yew, Dwarf (*Cephalotaxus* spp.) - Feathery foliage reminiscent of conifers; bright green to emerald black. Dwarf varieties have arching, spreading habits. Can be sheared to formal shapes. Shade to part sun. This variety is deer resistant.

'Soft Caress' Mahonia (*Mahonia* 'Soft Caress') - Evergreen. Feathery blue-green foliage; no thorny spines. Bright yellow fall flower spikes. Drought tolerant. Grows 3' tall and 4' wide. Part to full shade.

- Edging/Front of Border -

Dwarf Boxwood (Extra dwarf varieties i.e. 'Grace Hendrick Phillips', 'Morris Dwarf', 'Morris Midget', 'Green Pillow') - Finely-textured, olive-shaped leaves, light. Easily sheared into formal shapes and hedges. Morning sun with afternoon shade. 1-2' tall and wide depending on variety. Apply lime to soil as needed to keep pH to 6.5-7.2.

Carex/Sedge Grass (*Carex* spp.) - Clumping, evergreen grass. Available in variegated ('Evergold') or bronze-leaf. Grows about 1-1.5' tall and wide. Shade.

Germander

(*Teucrium chamaedrys*) - Small, flowering herb about 1' tall and wide. Early summer small, lavender/pink flowers. Prefers well-drained soil. Full sun.



Germander

Monkey Grass/Lirop (*Liriope muscari*) - Evergreen; compact, slow spreading, easy care. Superb for edging borders. About 8-10" tall. Get this clumping form, unless you want a spreading groundcover. Small, upright spikes of bright lavender or white flowers in summer. Available in variegated forms. Part sun to light shade.

- Upright Narrow -

These selections are good for accents and at corners; compact, with few, if any, pruning requirements when sited correctly.

Columnar Camellia ('Autumn Rocket', 'Slim 'n Trim') - Excellent flower show in fall on shrubs with a more narrow habit and handsome, lustrous foliage that stays evergreen. Generally, 8-10' tall and 4' wide. Morning sun to light shade.


Dwarf Burford Holly (*Ilex cornuta* 'Burfordii Nana') - Glossy, emerald foliage crowned with scarlet berries in fall and winter. Easy to shear into formal shapes. 6-8' tall and 5' wide. Sun to light shade.

Emerald Arborvitae (*Thuja occidentalis* 'Smaragd') - Bright emerald foliage retains most of its color (unlike other arborvitae) in winter. Drought tolerant. Grows to 12' tall and 4' wide. Full sun to part shade. Occasionally damaged by deer.

'Sky Pencil' Holly (*Ilex crenata* 'Sky Pencil') - Slender vertical accent; dark foliage. Similar to boxwood in size and shape. 6-8' tall, 2' wide. Full to part sun.

Upright Japanese Plum Yew (*Cephalotaxus* h. 'Fastigiata') - Good vertical accent for shady spots. Shiny, dark, needle-like foliage on vertical stems. Slow-growing to 8-10' tall and 4-6' wide.

Columnar Juniper (*Juniperus* spp. ie. 'Robusta', 'Spartan', 'Blue Arrow') - Narrow, evergreen conifers. 2-4' wide and 9-14' tall. Drought and heat tolerant, and tough. Full sun.



Juniper

- Small Trees -

Camellia Patio Tree (*C. japonica*, *C. sasanqua*) - Evergreen shrub with big, stunning blooms in a variety of colors. 8-12' tall. Select varieties are offered already pruned as trees, but it is easy



Crepe Myrtle

to train any variety into a small tree. Width varies depending on species used. Morning sun with afternoon shade, but fall-blooming varieties can acclimate to full sun. Not deer resistant.

Crepe Myrtle Tree

(*Lagerstroemia* cvs.) - Provide a long-season of colorful summer blooms, many with fantastic fall color, beautiful bark, and handsome architecture. Heat and drought tolerant, pest and disease resistant. Do not prune into stubs. Ask us how to prune. Full sun, or 5+ hours afternoon sun.

Fringe bush Patio Tree (*Loropetalum chinense* cvs.) - Taller varieties can be trained into small trees, or are available already trained. ('Burgundy' 13-15', 'Daruma' 6-7' tall, 'Ruby' 6-9', 'Pizazz' 6-8', 'Zhouzhou Fuchsia' 6-9'). Burgundy foliage adds interest year-round. Bright pink, fringed flowers in spring. Some bloom again in fall. Full sun-light shade. Deer may browse in winter, but not a first choice food.

Japanese Maple (*Acer palmatum* spp.) - Excellent spring and fall color; fascinating architecture; attractive, smooth bark. Stunning palmate foliage in burgundy, chartreuse, variegated, or peachy-copper. Habit varies from upright to spreading/weeping. Morning sun with afternoon shade, but will grow in light, dappled shade. Seldom severely damaged by deer.

Privet/Ligustrum Patio Tree (*Ligustrum* spp.) - A specially trained form of privet pruned into a small, evergreen tree. Spikes of fragrant cream-colored flowers in late spring. Thick, lustrous broadleaf evergreen leaves provide year-round coverage. 8-10' tall and wide. Sun to light shade.