

Monroe County Homeless Population Point in Time Survey 2019



**MONROE COUNTY
HOMELESS SERVICES**

CONTINUUM-OF-CARE, INC.



**MONROE COUNTY
HOMELESS SERVICES**

CONTINUUM-OF-CARE, INC.

Member Agencies

- AH Monroe
- Catholic Charities
- Coral Isles Church
- Department of Children & Family Services
- Dolphins/Living Springs
- Domestic Abuse Shelter
- Florida Keys Children Shelter
- Florida Keys Outreach Coalition
- Formerly Homeless
- Guidance Care Center
- Heron/Peacock
- The Housing Authority
- Independence Cay
- Key West Police Department
- Keys Area Interdenominational Resources
- Lower Keys Medical Center
- MARC
- Metropolitan Community Church
- Monroe County School District
- Monroe County Social Services
- Rural Health Network of Monroe County
- Samuel's House
- South Florida Workforce
- Southernmost Homeless Assistance League
- United Way of Monroe County
- Volunteers of America
- Wesley House Family Services

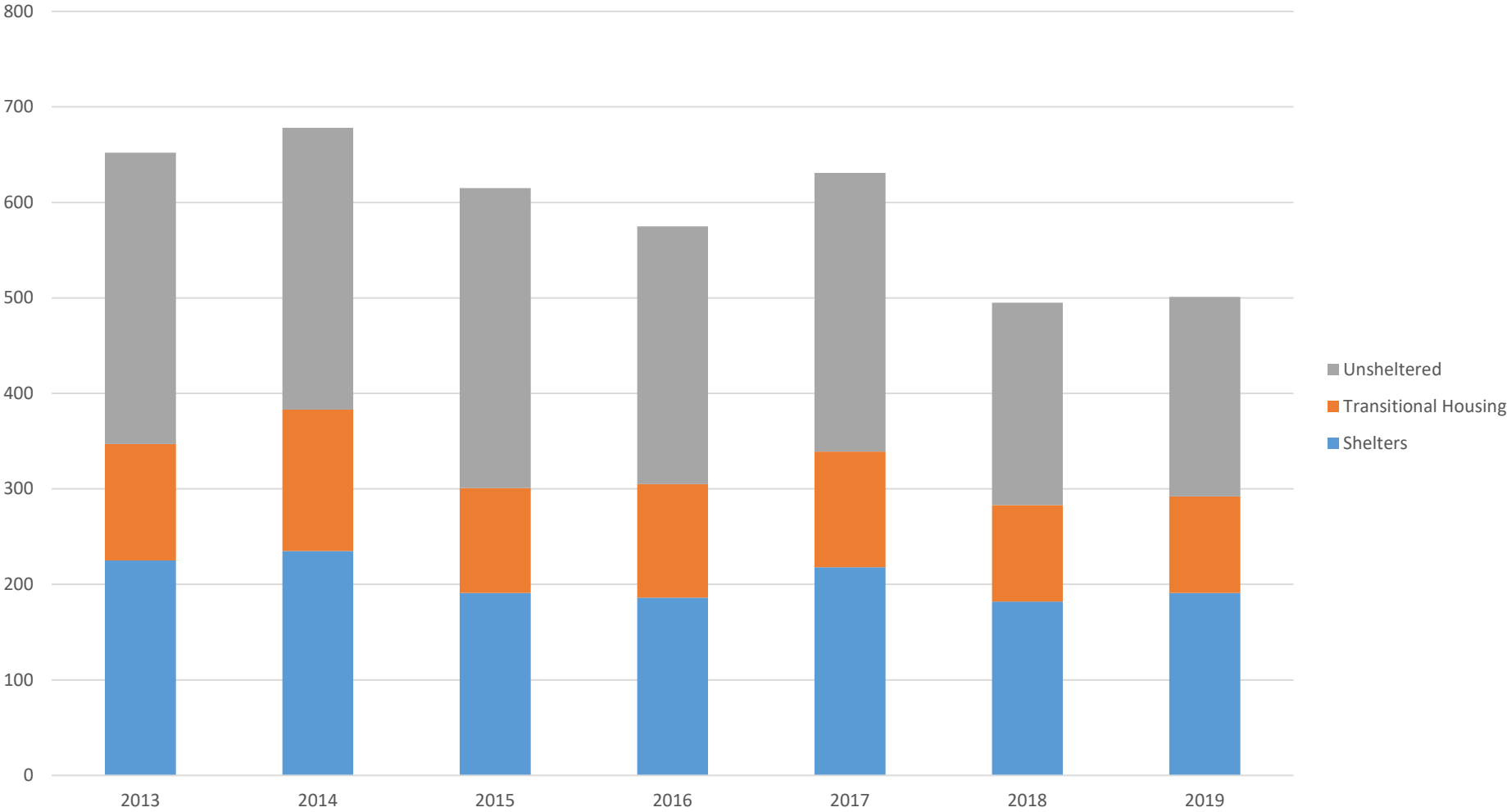
Count Results

Year	People in Emergency Shelters	People in Transitional Housing	Unsheltered	Total
2019	191	101	209	501
2018	182	101	212	495
2017	218	121	292	631
2016	186	119	270	575
2015	191	110	314	615
2014	235	148	295	678
2013	225	122	305	652
2011	225	121	558	904



Count Results

Florida Keys Homeless Point in Time



Sheltered Persons stayed at:

- Catholic Charities
- City of Key West- Keys Overnight Temporary Shelter (KOTS)*
- Domestic Abuse Shelter Key West (Marathon is closed due to Irma)
- Florida Keys Children's Shelter, Inc.
- Florida Keys Outreach Coalition, Inc. (FKOC)
- Independence Cay
- Samuel's House
- Volunteers of America (VOA)

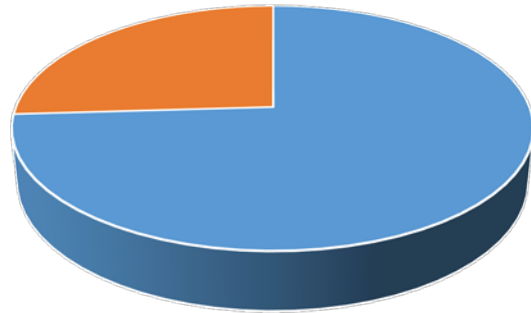
*KOTS does not allow clients to stay onsite 24 hours a day.

Methods Used to Collect Information

- Dozens of volunteers throughout Monroe County surveyed individuals directly.
- Social Service providers surveyed clients and those seeking services that day.
- The Key West Police Department and volunteers surveyed those living on Wisteria Island.

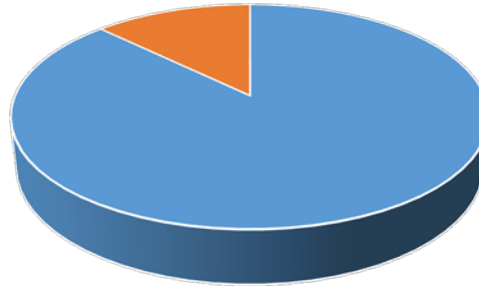
Demographics

Gender - Unsheltered



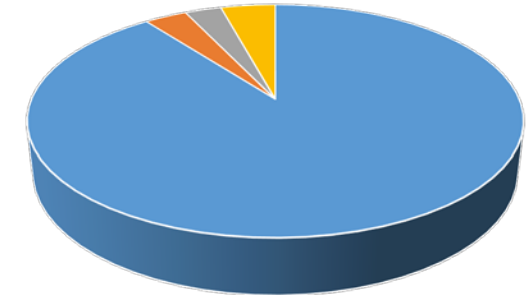
■ Male ■ Female

Ethnicity - Unsheltered



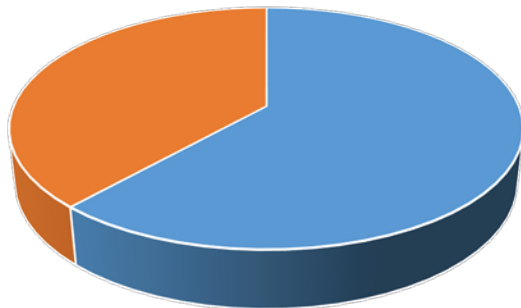
■ Non-Hispanic/Non-Latino
■ Hispanic/Latino

Race - Unsheltered



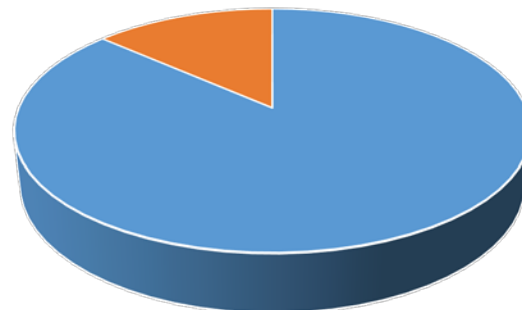
■ White ■ Black or African-American
■ Other ■ Multiple Races

Gender - Sheltered



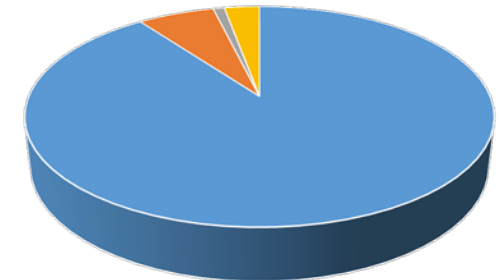
■ Male ■ Female

Ethnicity - Sheltered



■ Non-Hispanic/Non-Latino
■ Hispanic/Latino

Race - Sheltered



■ White ■ Black or African-American
■ Other ■ Multiple Races

Special Populations

	2019			2018		
	Sheltered	Unsheltered	Total	Sheltered	Unsheltered	Total
Veterans	29	24	53	22	49	71
Chronic	7	29	36	37	25	62
Serious Mental Illness	67	26	93	46	32	78
Substance Use Disorder	106	23	129	108	69	177
HIV/AIDS	2	1	3	1	1	2
School kids			243			570
In jail			176			153

“Chronic” is generally defined as someone who, in the past 3 years, has been homeless 4 or more times, or more than 1 year; and who also has a disability.

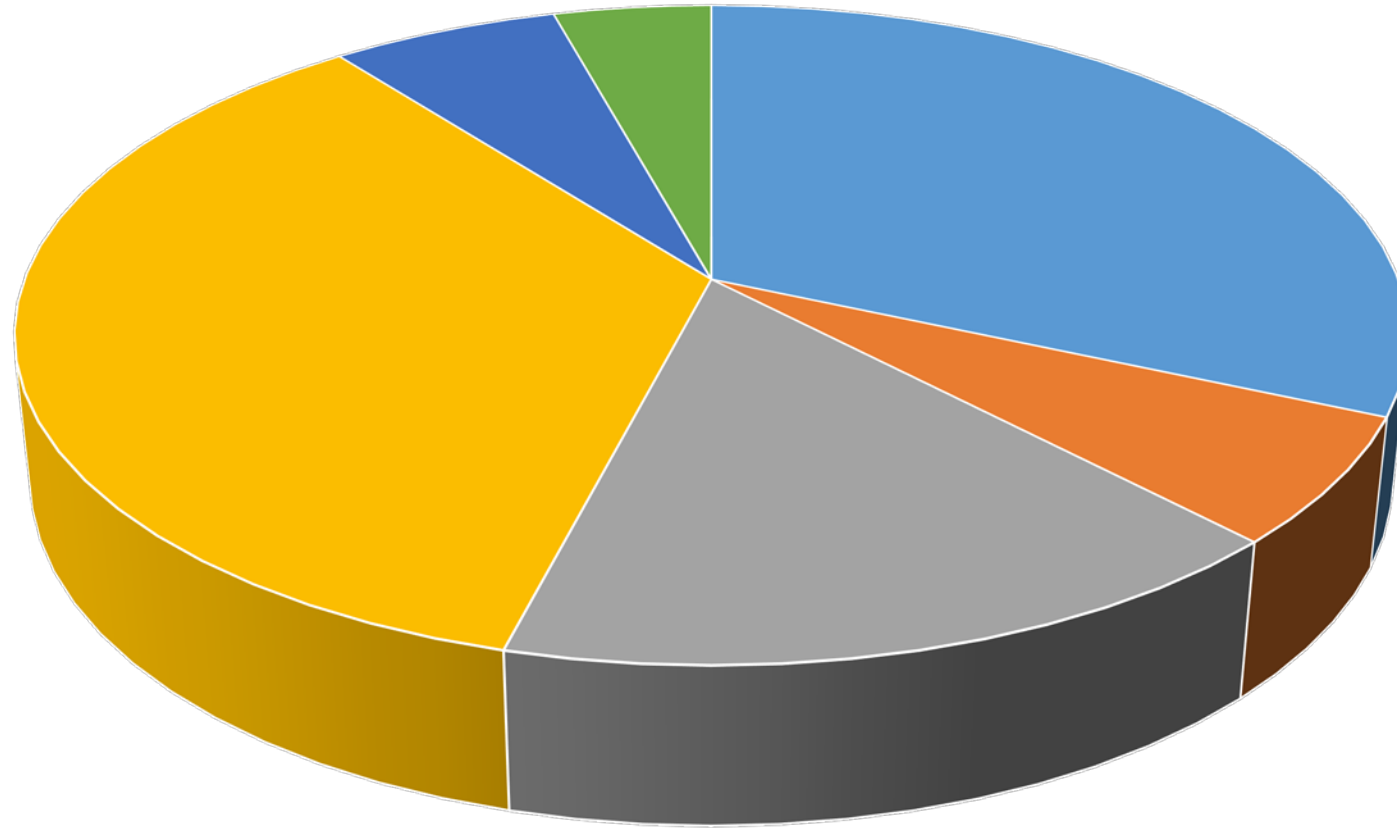
Additional answers from Unsheltered population

60 (29%) said they had a family history of drug abuse, alcohol abuse, or domestic violence.

61 (29%) said that they could get out of homelessness if they were offered relocation assistance.

28 (14%) said that they were raised by somebody other than their birth parents.

Unsheltered region – is homelessness just a Key West problem?



■ Key West ■ Big Pine ■ Upper Keys ■ Marathon ■ Stock Island ■ Wisteria

Permanent Supportive Housing

- Not included in the official Point-In-Time Count are 193 formally homeless individuals and families now in permanent supportive housing for those with disabilities.

Housing Provider	# of Persons Housed on 1/29/20189
AH Monroe	37
Catholic Charities	14
Florida Keys Outreach Coalition	43
Key West Housing Authority	10
MARC House	30
Samuel's House	47
Westcare / The Heron	12
Total	193

Homeless in Jail

- On January 29, 2019 there were 176 homeless individuals detained overnight. According to the County, 150 can be considered about average on any given night. As this particular date in January was cold for our area, it is possible that some homeless sought to be detained to sleep in a warm place.
- HUD does not allow homeless inmates to be included in the total number of homeless that is reported. We may only take note.
- That's about 1 in 5 in jail who are homeless (capacity is 695 between Key West, Marathon, and Plantation Key detention centers).
- In 2017 the total number of nights spent in jail by the homeless was 48,438 at a cost to Monroe County taxpayers of \$4.8 million.
- Providing basic overnight shelter at the Keys Overnight Temporary (KOTS) costs right around \$8.00 per night, per person. Ten years operating cost is about \$4.2 million. For comparison, over the last ten years, jailing the homeless cost Monroe County taxpayers \$50.7 million.

Homeless School-age Children

Homeless Students PK-12	1/29/2019	1/31/2018
Living in cars, parks, temporary trailer parks or campgrounds due to lack of alternative adequate accommodations, public spaces, abandoned buildings, substandard housing, bus or train stations, public or private place not designed for or ordinarily used for habitation	23	71
Living in emergency or transitional shelters, FEMA Trailers, abandoned in hospitals	45	62
Living in hotels or motels	4	141
Sharing the housing of other persons due to loss of housing, economic hardship or a similar reason; doubled up	171	296
TOTAL	243	570

Some conclusions...

Good news:

- The number of sheltered and unsheltered individuals has been trending down for several years and was essentially flat. The number of school children decreased.
- There are more people in shelter and transitional housing programs than unsheltered.
- Monroe County COC has successful Permanent Supportive Housing in terms of getting people employed and into their own housing without returning to homelessness.

Bad news:

- The very high number of people displaced by Irma, combined with slow recovery/rebuild and lack of affordable housing, may have long term impact not shown in a count. Many simply left Monroe County.
- The number of homeless in jail on a given night has not changed over the years.

What's Next?

- Using the collected data to help sustain current programs which have been proven effective in reducing homelessness.
- Improving outreach throughout Monroe County and offering appropriate services in all regions.
- Strengthening the collaboration amongst non-profit organizations, businesses and government entities.
- Committing to an annual count that allows us to better track the progress being made to reduce homelessness and understand the population.

What can I do?

- Explore the information on our website, www.monroehomelesscoc.org
- Volunteer for or donate to one of our member agencies
- Talk to your city and county officials about affordable housing
- Treat the homeless with dignity

Thank you for reading!



**MONROE COUNTY
HOMELESS SERVICES**

CONTINUUM-OF-CARE, INC.