



Unit 1 | Session 1

GOD CREATED THE WORLD

Genesis 1

CHRIST CONNECTION:

Jesus is Lord over everything. The Bible says everything was created by Him and for Him. Jesus holds everything together and everything brings God glory.

BIG PICTURE QUESTION:

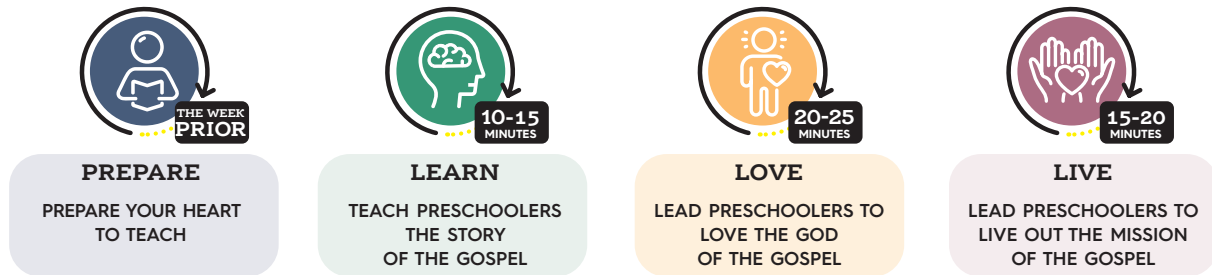
Why did God create everything? God created everything for His glory.

KEY PASSAGE:

Psalm 19:1



IN ADVANCE TO TEACH THE SESSION.



LEADER Bible Study

The Bible begins where we would expect it to: with the beginning of all of creation. But the beginning that Genesis 1:1 speaks of is not the beginning of everything. It was not the beginning of God. God is eternal—He has no beginning and no end. He has always existed. So the beginning in this session’s Bible story is the beginning from our perspective. It is humanity’s beginning.

You might notice that the Bible story stops a little earlier than you might be used to—before God created Adam and Eve. That happened on Day 6, along with the animals of the earth, but that is not included here because that will be covered in the next session in much more detail.

Instead, for this session, take your time to emphasize three things:

First, that God created everything from nothing. God did not create like we do—by taking some raw materials like clay and making a beautiful sculpture. Instead, God made everything that exists—everything we see and even that we don’t see—simply by speaking it into existence from nothing. That’s important because it teaches us that everything belongs to God because He made it all and also how powerful He is to be able to create the universe by speaking it into being.

Second, that God created everything with order. Not only do we see that God created the different kinds of plants and trees as well as animals according to their different kinds, but we also see an orderly pattern in the days of creation. God created by separating things on days 1-3 (light from darkness; sky from water; and then land from oceans) and then He filled what He had created on days 4-6 (the stars, sun, and moon in the heavens; birds and fish in the sky and waters; animals on the land).

Third, that God created everything for a reason—to bring Himself glory. We will talk a lot more about this during this unit, and all of our study through Scripture. But for now help your kids see that everything exists to show how good God is—to show His glory for all to see.

DAYS OF CREATION

Separated	Filled
Day 1: Light from darkness	Day 4: Sun, moon, stars
Day 2: Sky from water	Day 5: Birds and fish
Day 3: Land from oceans	Day 6: Animals



PRIOR TO TEACH THE SESSION

GATHER Supplies

Keep the following items on hand for every session: Bibles, Allergy Alert, construction paper, copy paper, markers, crayons, scissors (adult use), blunt-tipped scissors, school glue, glue sticks, beanbag, blocks, play dough, world map or globe, paper cups and napkins, snack food.



Welcome and worship with song

- ☐ "There is Only One" song

Tell the Bible story

- ☐ Allergy Alert
- ☐ Bible Story Picture Poster
- ☐ a plant or piece of fruit
- ☐ "God Created the World" video (optional)
- ☐ story telling tips props (optional)

Practice the key passage

- ☐ Key Passage Marker
- ☐ Key Passage Poster
- ☐ "Psalm 19:1" song

Respond through song and prayer

- ☐ "All Things" song
- ☐ "This is My Father's World" song

Learn the Big Picture Question

- ☐ Big Picture Question Poster



Trace Animal Shapes

- ☐ various animal shape cookie cutters
- ☐ colored pencils

Sink or Float

- ☐ Allergy Alert
- ☐ towel
- ☐ plastic dishpan
- ☐ nature items such as a leaf, acorn, flower, twig, pinecone, grass and rocks.

Play Flower Shop

- ☐ artificial flowers
- ☐ plastic vases (water bottles can be substituted)
- ☐ watering cans
- ☐ pretend money
- ☐ cash register (optional)

Toss a Beanbag

- ☐ beanbag
- ☐ construction paper, 1 blue piece and 1 green piece



Review

- ☐ Giant Timeline
- ☐ "Psalm 19:1" song

Missions Moment

- ☐ world map
- ☐ "All About the Americas" video

Walk and Name Creation

- ☐ music
- ☐ various colors of construction paper, 1 sheet per child



THE STORY OF THE GOSPEL

LEARN the Bible Story

1 WELCOME AND WORSHIP WITH SONG

Greet preschoolers with a smile. As preschoolers arrive, sing an action song such as “There is Only One” to engage them and help them feel welcomed.

2 TELL THE BIBLE STORY



Post an allergy alert. Show the boys and girls a plant or piece of fruit. Ask the children to identify the item.

SAY “ I brought a piece of fruit to show you today. Do you know where fruit grows? It grows on trees. God made every tree. Listen to the story and hear which day God made trees and what He created each of the other days. ”

Open your Bible to Genesis 1. Show the video or tell the Bible story using the provided storytelling tips. Use the bold version of the Bible story for young preschoolers.

GOD CREATED THE WORLD

“ **In the beginning, there was nothing but God.** There was no sun, no dirt, no creeks, no animals, and no people. God began to do something that no one else could ever do. **God began to make the world ... out of nothing!** ”

First, God made the heavens and the earth. The earth was covered with water, and it was dark. **God said, “Let there be light!” And there was light. God saw that the light was good.** Everything God makes is good. **God called the light “day,” and He called the darkness “night.” That was Day 1.**

On Day 2, God made a space over the earth that He called **the sky.**

On Day 3, God gathered the water on earth into oceans. Now there was dry land. God saw that it was good. He made all kinds of plants and trees. Every plant and tree had seed to grow more of the same kind of plant or tree. **And God saw that it was good.**

On Day 4, God made lights in the sky for day and night. He made **the sun for daytime, and the moon and stars for night.** God looked at what He had made, and **God saw that it was good.**

On Day 5, God made animals that live in the water and animals that **fly in the sky. He made fish** and whales and seahorses and eels **that move in the water. He made birds that fly in the sky. He made each kind of animal different, and God saw that it was good.**

STORYTELLING TIPS

Use props: Gather props to represent the different days of creation. Show each prop at the appropriate moment in the Bible story. Potential props include bottled water, flashlight or puck light, real or artificial plants, plastic or stuffed animals, different colors of construction paper, drawings, or photographs.

Count on your fingers: Lead preschoolers to hold up the appropriate number of fingers to represent each day of creation as you tell the story.



THE STORY OF THE GOSPEL

So God blessed the animals and told them to have baby fish and baby birds so there would be more of them on earth.

On Day 6, God made animals that live on earth—all different kinds! He made wild animals, like lions and giraffes and foxes. He made animals that crawl on the ground, like alligators and caterpillars. He made animals that help people, like cows and camels and sheep. And God saw that all of it was good. ”

Christ Connection: Jesus is Lord over everything. The Bible says everything was created by Him and for Him. Jesus holds everything together and everything brings God glory.

3 PRACTICE THE KEY PASSAGE

Place the key passage marker at Psalm 19:1. Invite a child to open your Bible to the key passage. Read the key passage aloud. Create motions for preschoolers to use as they say the key passage. Use the key passage song video for inspiration.

SAY ” We find our key passage in the book of Psalms. The passage reminds us everything God made shows how good He is. When we look at the sky, we can remember we can see how good God’s creation is and thank Him for everything He made. **”**

Sing the key passage song, “Psalm 19:1.”

4 LEARN THE BIG PICTURE QUESTION AND ANSWER

SAY ” Our big picture question is, **Why did God create everything?** The answer is, **He created everything for His glory.** God created night, day, the plants, the trees and every animal. Everything God made was good! It all shows his glory and how great He is. **”**

5 RESPOND THROUGH SONG AND PRAYER

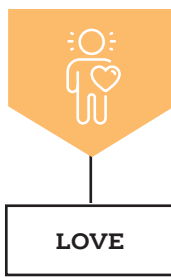
SAY ” Jesus is Lord over everything. The Bible says everything was created by Him and for Him. Jesus holds everything together and everything brings God glory. **”**

Sing “All Things” as preschoolers move with the music. Prepare for prayer by singing “This is My Father’s World.” You may also collect an offering.

SAY ” God, thank You for making the world out of nothing. Everything You made is good. Help us to thank You each time we see something You created. Thank You that Jesus holds everything together and everything brings You glory. Amen. **”**

Transition from **LEARN** to **LOVE**





THE GOD OF THE GOSPEL

LOVE God because of what we learned

1 **PANTOMIME ANIMALS**



Guide preschoolers to gather in a circle. Allow a child to pantomime an animal for the other children to guess. If needed, encourage the preschooler to give verbal clues describing the animal for the rest of the group to guess. Repeat the game to allow all children a turn to pantomime an animal. Remind the boys and girls in today's Bible story we learned God made the animals and everything He makes is good.

SAY 🍌 God made every animal we described and guessed. God did something no one else could ever do. He made the world out of nothing. Have you ever wondered why God made so many different kinds of fish and animals? Jesus is Lord over everything. The Bible says everything was created by Him and for Him. Jesus holds everything together and everything brings God glory. 🍌

2 **TRACE ANIMAL SHAPES**

Place the materials on the table. Show the preschoolers how to hold an animal cookie cutter on the paper and trace around it to make the shape of the animal. Encourage them to trace around several animal shapes on their paper. Suggest the children add to their drawings to create scenes if they would like.

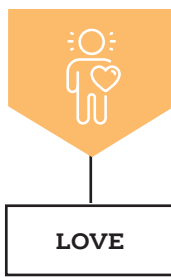
SAY 🍌 God made each and every animal. On Day 5, He made all the animals that live in water like fish and fly in the sky like birds. On Day 6, He made animals that live on land like giraffes. Jesus is Lord over everything. The Bible says everything was created by Him and for Him. Jesus holds everything together and everything brings God glory. Which animal is your favorite animal? Did God make your favorite animal on Day 5 or Day 6? 🍌

3 **SINK OR FLOAT**



Post an allergy alert outside the classroom door listing the nature items. Place the towel on the floor or table. Set the tub of water on the towel. Show preschoolers how to place an item in the water to identify if it will sink or float. Ask the preschoolers why they think some items sink while others float.

SAY 🍌 In today's Bible story we learned God created everything. He created this rock, the leaf, and the stick. Let's see if each of these will sink or float. When an item goes to the bottom of the water, it sinks. If it stays on top of the water, it floats. Which of these items do you think will sink or float? God made the leaves on the trees. He also made the rocks and even the water. Jesus is Lord over everything. The Bible says everything was created by Him and for Him. Jesus holds everything together and everything brings God glory. 🍌



THE GOD OF THE GOSPEL

4 PLAY FLOWER SHOP

Place the materials on the table to resemble a flower shop. Ask a preschooler if he would like to pretend he is buying flowers at a flower shop. Allow a preschooler to use the cash register and pretend he is selling flowers. Encourage the preschoolers to take turns buying flowers and playing with the cash register.

SAY “On Day 3 God made the plants and trees. Every plant and tree God made was good. Flowers are a kind of plant. I love to see the beautiful flowers. These pretend flowers remind me how good God is. There are so many different types of flowers we can see with our eyes and smell with our noses. Where have you seen different flowers or other plants? The Bible says everything was created by Him and for Him. Jesus holds everything together and everything brings God glory.”

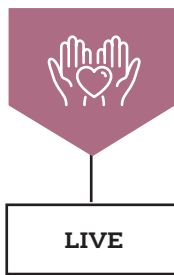
5 TOSS A BEANBAG

Place the green and blue construction paper side by side on the floor. Guide a child to stand about two feet from the paper. Demonstrate for the preschooler how to gently toss the beanbag to land on one of the pieces of paper. Encourage the preschooler to toss the beanbag to land on or near the paper. Ask the child if the beanbag landed on the blue paper for water or the green paper for land. Then, ask a child to name an animal that lives on land or water, corresponding with the color of paper where the beanbag landed. Consider giving clues for a child to guess a specific animal that lives in the land or water if needed.

SAY “I am thankful God made animals. We learned in our Bible story today that God made all the animals that live in water and fly in the sky on Day 5. On Day 6, He made animals that live on land. Jesus is Lord over everything. The Bible says everything was created by Him and for Him. Jesus holds everything together and everything brings God glory. Why do you think God made animals on Days 5 and 6?”

Transition from **LOVE** to **LIVE**





THE MISSION OF THE GOSPEL

LIVE for God out of love

1 REVIEW

Point to the giant timeline as you review today's Bible story. Ask the following review questions.

1. Who created the world? (God) What did God make on day 1? (On day 1, God made day and night.)
2. What did God make on day 1? (On day 1, God made day and night.)
3. God created the world in how many days? (God created the world in 6 days.)
4. Why do you think God put moon and stars in the sky for nighttime? (Allow children to answer the question sharing their thoughts. Possible answers could include to have light in the sky, it would be too dark without the moon and stars, and so forth.)
5. Which is your favorite part of Creation? Why? (A preschooler may give a broad answer such as plants and trees or a specific creation such as a specific animal.)
6. **Why did God create everything? He created everything for His glory.**

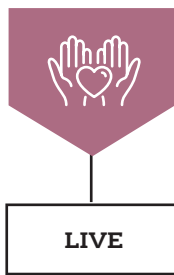
SAY “God made the world in 6 days. He made the world out of nothing. On Day 1 He made day and night. Then, on Day 2 God made the sky. God made the oceans, dry land, and the plants and trees on Day 3. On Day 4 He made the sun for daytime and the moon and stars for night. Next, on Day 5 he made animals that live in the water and fly in the sky. On Day 6 He made animals that live on the earth. Everything God made was good. God created everything for His glory.”

Sing the key passage song “Psalm 19:1.”

2 PRAY

Invite preschoolers to tell you any prayer requests they have.

SAY “God, thank you for making the world and everything in it. Everything You made is good. You made the world out of nothing. Thank you for making night and day. The water and land. You made every plant and tree. Thank you for making every kind of animal. Everything was made for Your glory. Amen.”



THE MISSION OF THE GOSPEL

3 MISSIONS MOMENT

SAY “Many people around the world have never heard that God made them and loves them. God wants believers to tell others about Him and about His Son, Jesus. A missionary is a follower of Jesus who is sent out to go and make more followers of Jesus throughout the earth. Some people say America when meaning the United States, but did you know that other countries are also part of the world we call “the Americas”? There’s North America, Central America, and South America. Missionaries live in each of these areas of the world, sharing the gospel.”

Show the American regions on a world map. Then Show the “All About the Americas” missions video. Close in prayer, asking God to help people in the Americas hear about Him.

4 WALK AND NAME CREATION



Lay the pieces of various colors of construction paper in a circle on the floor. Guide each child to stand behind a piece of construction paper. Instruct boys and girls to walk around the circle as music plays. Then, when the music stops they stop walking and stand behind a piece of paper. Play music, inviting children to walk around the circle. Stop the music. When each boy and girl is behind a piece of paper, encourage each child to name something God made that is the same color of the paper. If a child has difficulty naming something God made, offer clues. Continue the game, allowing children the opportunity to play several times.

SAY “We are all naming different things God made. Everything God made is good. I’m so thankful He made animals. God looked at everything He made and saw that it was good. God made Jesus Lord over everything. The Bible says everything was created by Him and for Him. Jesus holds everything together and everything brings God glory.”