



Unit 1 | Session 1

# GOD CREATED THE WORLD

## Genesis 1

### **CHRIST CONNECTION:**

Jesus is Lord over everything. The Bible says everything was created by Him and for Him. Jesus holds everything together and everything brings God glory.

### **BIG PICTURE QUESTION:**

Why did God create everything? God created everything for His glory.

### **KEY PASSAGE:**

Psalm 19:1

### **EXPECTED RESPONSE:**

Awe of God's Power



PRIOR TO TEACH THE SESSION



## PLAN the Session

1. Read the leader Bible Study and review the session plan.
2. Check out the session-by-session training available on Ministry Grid.
3. Pray for yourself, your group, and the other leaders and kids in your ministry.

## LEADER Bible Study

The beginning that Genesis 1:1 speaks of is not the beginning of everything. God is eternal—He has no beginning and no end. He has always existed. So the beginning in this session's Bible story is the beginning from our perspective. It is the universe's beginning.

You might notice that the Bible story stops a little earlier than you are used to. God created Adam and Eve on Day 6, along with the animals of the earth. That will be covered in the next session in much more detail.

As you teach this session, help kids process the confusion, wonder, or awe they might feel while thinking about God's power, creativity, and goodness. Consider the following three points.

### God created everything from nothing.

God did not create like we do—combining or reshaping raw materials. Instead, God made everything that exists—both what we can and cannot observe—simply by speaking it into existence from nothing. It is natural to look at creation and say “Wow!” That feeling of awe can lead us to worship and glorify God.

### God created everything with order.

Not only do we see that God created the

different kinds of plants and trees as well as animals according to their different kinds, he also provided an orderly way for those things to make more of themselves: fruitful multiplication.

**God created everything good.** God intended the world to have no sin, fear, pain, sadness, or death. When we see brokenness and pain in the world, we can take comfort in knowing that God's design is better. One day, He will restore the order of creation, and that can help us deal with confusion or pain we feel when we see things going wrong.

Explaining these ideas to kids may not be easy; often we can hardly understand them as adults! Use this session guide to help your group begin to grasp the power and goodness of God. Help kids respond by worshiping God.

### DAYS OF CREATION

Separated	Filled
<b>Day 1:</b> Light from darkness	<b>Day 4:</b> Sun, moon, stars
<b>Day 2:</b> Sky from water	<b>Day 5:</b> Birds and fish
<b>Day 3:</b> Land from oceans	<b>Day 6:</b> Animals



PRIOR TO TEACH THE SESSION

## GATHER Supplies

Keep a regular supply of the following items available at all times: Bibles, pens or pencils, markers, crayons, colored pencils, scissors, glue or tape, paper.



### Countdown

- ☐ Countdown video

### Worship through Music

- ☐ “My Father’s World,” “There Is Only One,” or other high-energy worship songs of your choosing

### Introduction and Big Picture

#### Question

- ☐ Big Picture Question Poster

### Tell the Bible Story

- ☐ “God Created the World” video
- ☐ Bible Story Picture Poster

### Group Demonstration

- ☐ balloon
- ☐ drinking straw
- ☐ table tennis balls, 2



### Group Activity

- ☐ Various tools and gadgets, or pictures of tools and gadgets

### Respond in Worship

- ☐ “Faithful Creator,” “Your Glory Is Forever,” or other slower worship songs of your choosing
- ☐ offering basket or collection box (optional)



### Key Passage

- ☐ Key Passage Poster
- ☐ “The Heavens Declare (Psalm 19:1)” song

### Additional Activity

- ☐ poster board
- ☐ washable paints
- ☐ paintbrushes
- ☐ smocks or over-sized, old T-shirts (optional)
- ☐ wet wipes or paper towels



## THE STORY OF THE GOSPEL

### **LEARN** through Worship

#### **1 COUNTDOWN**

Show the countdown video as your kids arrive, and set it to end as worship time begins.

#### **2 WORSHIP THROUGH MUSIC (5–10 min.)**

Choose a few high energy worship songs—such as “This Is My Father’s World” or “There Is Only One”—to sing with your group of kids. Lead motions enthusiastically and encourage kids to join you. Between songs, help the kids think through what it means to worship God, and why we often use music to help us do so. Take time to talk the kids through any lyrics that might be challenging to understand.

#### **3 INTRODUCTION AND BIG PICTURE QUESTION (3 min.)**

**SAY** “Hey everyone! It’s so good to see you all here. Thanks for worshipping with me today. Worshipping God is the most important thing we can do in life. God created us to worship Him, but we often sin by putting other things in the place that only God deserves. Some people may worship sports or hobbies. Others may worship video games, money, or fame. Some people even worship celebrities, their friends, or their families. All of those things can be wonderful gifts from God, but if we focus on the gift more than the God who gives them, we are not fulfilling the purpose God created us for. Only God deserves worship, because only God is the creator and king of the whole universe.

That leads us to an important question: **Why did God create everything?** It is very important to understand that God’s choice to create everything out of nothing shows us about who He is. If we misunderstand why God created, we will misunderstand a lot about God’s character—His goodness, love, holiness, and glory. **God created everything for His glory and our good.** That means that everything—the earth, the sky, outer space, all the plants and animals—everything is supposed to point us to God.”



## THE STORY OF THE GOSPEL

### 4 TELL THE BIBLE STORY (10 min.)

Open your Bible to Genesis 1. Tell the Bible story using the script provided, or flesh out the “Kids Sermon Outline” in the margin to teach a more in-depth message. You may choose to play the Bible story video “God Created Everything.” Use the bold text to retell or review the story.

### GOD CREATED THE WORLD

**SAY** “In the beginning, nothing existed except for God. God created the heavens and the earth. The earth had no shape, and darkness covered the earth. The Spirit of God was there, hovering over the waters.

God spoke: “Let there be light!” What God said happened. God saw that the light was good, and He separated the light from the darkness. God called the light “day,” and He called the darkness “night.” Evening came, and then morning came. That was the first day.

God spoke again: “Let there be a space between the waters to separate them.” What God said happened. He made a space between the water that was on the earth and the water above the earth. God called the space “sky.” Evening came, and then morning came. That was the second day.

God said, “Let the water under the sky be gathered into one place, and let the dry land appear.” What God said happened. God called the dry land “earth,” and He called the gathered water “seas.” God saw that it was good. Then God said, “Let the earth make plants and trees with fruits and seeds.” What God said happened. Plants and trees grew according to their kinds, and God saw that it was good. Evening came, and then morning came. That was the third day.

Next, God placed lights in the sky. God created the sun to shine during the day and the moon and stars to shine at night. God gave us lights to shine on the earth, to separate day from night, and to help us track time in days and years. God saw that it was good. Evening came, and then morning came. That was the fourth day.

Next, God made creatures that move and swim in the water. He made birds to flap their wings and soar across the sky. God saw that it was good. God told the animals to multiply, and they filled the seas and the sky. Evening came, and then morning came. That was the fifth day.

Then God made more animals—livestock, creatures that crawl, and wildlife—to live on the earth according to their kinds. When God said it, it happened. And God saw that all of it was good. ”

### KIDS SERMON OUTLINE

**God created everything from nothing (Gen. 1:3-24):** Each and every created thing exists as a direct result of God speaking. He said, and it was.

**God created everything good (Gen. 1:1-19):** God’s creation was a reflection of His good character.

**God created everything by design with purpose (Gen. 1:20-25; Ps. 150):** God’s creation was ordered, logical, self-replicating, and designed to glorify Him.





## THE STORY OF THE GOSPEL

### 5 CHRIST CONNECTION

**SAY** “ We often hear this story and think only about what God created or on which days. I want us to take a moment to think about how God created everything. He didn’t gather materials, draw up plans, or follow a recipe. God doesn’t create the way we can create. God created everything out of nothing, by simply speaking. God is so great that He can create things that had never existed with only the power of His words.

Jesus is Lord over all of creation. The Son has always existed. The Bible says everything was created by Him and for Him, and He holds everything together. All of creation exists to bring God glory. That includes you and me. When you think about God’s glory in creation, how does it make you feel?

Some might feel a sense of awe or wonder, like when you look at a beautiful sunset or a towering mountain. God wants us to look out at the wonderful world He created and see His power in creation. That is one way we can glorify Him! We must always remember when we think about God that He is not exactly like us. If a human said that you needed to give him all the glory, you might say that person is arrogant, prideful, or boastful. But God really is the greatest. He actually deserves all the glory. We can find joy when we do what God created us to do: glorify Him!

I have an idea that might help you think about our job to glorify God. ”

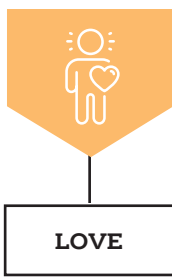
### 6 GROUP DEMONSTRATION (5 min.)

Select two volunteers. Invite the first kid to blow air into the balloon to fill it up, and then use the air to move the table tennis ball. Ask the second kid to blow through the straw to move the second table tennis ball. Which kid can move the baller further, faster?

**SAY** “ Both that balloon and that straw could be filled with air. Both could be used to direct that air to push the table tennis ball around. But there is a key difference. The balloon had to be filled and filled and filled, only to then release all its air in a gush. The straw was constantly filled with air and releasing air all while pushing the ball.

In a way, this is like our understanding of God’s glory, and the sense of awe we should feel when we think about God’s power in creation. If we consistently pour out praise to God, we can fulfill our purpose much more easily than we could if we tried to bottle up our praise to let out only sometimes, such as only when you gather with your church.

God wants us to worship Him all the time, with everything we say and do, and when we do so, we can trust that His goodness and power and glory will keep refilling our “praise tanks” so we never run on empty. When we consider all the wonderful things God has done for us, like the beautiful world He created, it’s natural to feel in awe of Him. We can, and should, use that sense of awe to fuel our praise for Him. ”



## THE GOD OF THE GOSPEL

### LOVE with Worship

#### 1 DISCUSSION (10 min.)

Consider forming smaller groups to discuss the following deep questions. Encourage kids to be honest about their feelings and help them learn to process them in healthy ways.

1. We talked about how God's power in creation can fill us with awe, wonder, or amazement. Those aren't the only feelings you might have when you think about creation, though. What other ways might you respond to God's power and creation? Be prepared to offer suggestions. This story may have made kids feel excitement or joy. Talk about the ways creation inspires us to praise God. Provide a secure place to discuss feelings and remind kids that their feelings are real and valid, even if they don't match what others feel.
2. Can you think of other times you have felt those emotions? Would any of you like to share your stories? Be ready to share examples from your own life. Guide kids to discuss experiences that create a sense of awe, excitement, or joy.
3. Can you think of any destructive ways you might be tempted to use those feelings? Help the kids see that our feelings can lead us astray. They are real, but not always true. If we see how beautiful creation is and begin to worship it rather than its Creator, that is sinful idolatry.
4. Can you think of constructive ways to use those feelings? Remind the kids that if we praise God because of His goodness and power seen in creation, we are doing exactly what God created us to do.

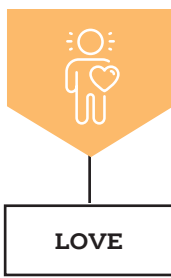
After the kids have had time to discuss, direct their attention back to the main worship leader for the group activity. If you formed smaller groups, you may choose to re-gather as a larger group depending on your ministry context.

#### 2 GROUP ACTIVITY: CREATIVE CREATORS (5–10 min.)

**SAY** “Part of what makes God's power in creation so awesome to us is that we cannot create the way God creates. He spoke and things which had never existed began to exist. However, we do have the ability to think creatively, imagine new objects, and make things out of raw materials that God created. When we use the creativity God gave us, it's a way to love and worship Him! Today, we will spend some time coming up with new ways to use old inventions.”

Provide each kid with a sheet of paper and a pencil. Call out the name of a tool or gadget, and give the kids one or two minutes to come up with other ways that tool or gadget could be used. Allow a few kids to share their ideas.

**SAY** “Although we can use creativity to come up with new ways to use old inventions, most inventions are made with a very specific idea in mind. Usually, using a tool as it was intended is better than using it in new ways. Similarly, God created all things with the purpose of glorifying Him. When we fulfill our purpose, we experience joy and peace in ways we couldn't otherwise. So let's worship Him together again.”



## THE GOD OF THE GOSPEL

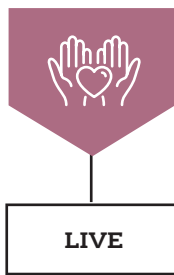
### 3 RESPOND IN WORSHIP (3 min.)

Choose slower worship songs—such as “Faithful Creator” or “Your Glory Is Forever”—that will help your kids reflect on the concepts they have learned about during this session. Encourage kids to respond however they feel God leading them, whether in prayer, quiet thought, or song.

**SAY** “There are many ways to worship God. Everything we do is an act of worship when we do it for His glory. Let’s use the next few minutes to respond to God. You can sit or stand, sing or remain silent. Tell God how you feel, and ask Him to help you glorify His name. One way we glorify God is by giving offerings to His church to help provide for the many ways His church blesses the world. As you respond to God, consider whether you’d like to give an offering.”

As you continue playing music, allow the kids a few minutes to pass an offering basket, bring offerings to a collections box, or collect offerings in another way.





## THE MISSION OF THE GOSPEL

### **LIVE** in Worship

#### **1 KEY PASSAGE** (5 min.)

**SAY** “ It is often much easier to respond to God in worship when we have nice music playing and everyone around us is also focused on God. But we are called to worship God in all parts of our lives, every day of the week. How can we worship when we aren’t at church? Memorizing God’s Word is one way we can live worshipfully. When we memorize key passages of the Bible, we have God’s Word in our minds and hearts. That helps us think about Him more and love Him deeply. And that will help us to live for Him and honor Him with everything we do. ”

Read Psalm 19:1 and encourage the kids to read along. Display the key passage poster for kids to read. You may also sing the key passage song, “The Heavens Declare (Psalm 19:1).”

#### **2 APPLICATION** (2 min.)

**SAY** “ Thanks for coming to worship together this week. We are just about out of time, but I don’t want any of you to leave here and think your worship for the week is done. God loves you and wants what is best for you, life through Jesus. This week, here are two things I want you to do to live in worship. ”

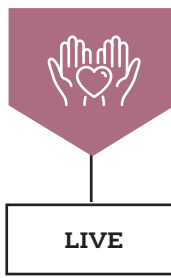
1. Pay more attention to God’s creation. Find time each day to observe something cool that God created, like a strange bug, a cool plant, or a distant star. You may choose to write down your observations, draw a picture of the thing you found, or just take time to think about why God may have created it the way He did. Just one thing each day.
2. Think of a person you know—such as a friend or family member—who you can tell about God’s glory. It could be someone who doesn’t believe in God and needs to hear about the ways creation shows God’s power. Or it could be someone who loves Jesus and needs to be encouraged to remember God’s power and love.

Can you do those things to worship God this week? [Allow responses.] Awesome! I can’t wait to hear how it goes!

#### **3 PRAYER AND ANNOUNCEMENTS** (2 min.)

**SAY** “ Father, Thank You for never going back on Your promises even when I don’t deserve Your goodness. Help me to live for You. Help me always to trust that You have given me the Holy Spirit. Thank You that the Holy Spirit will help me when I am in need. Amen! ”

Make any announcements from your kids’ ministry before dismissing. If there’s significant time between dismissal and pick-up, consider using the additional activity to keep the kids engaged. You may also substitute the additional activity for the group activity.



## THE MISSION OF THE GOSPEL

---

### ADDITIONAL ACTIVITY

---

#### PICTURE PAINTERS

Form smaller groups of kids and provide each group with poster board, washable paints, and paintbrushes. Allow the kids to work together to paint a picture depicting one of the days of creation. You may choose to use smocks or over-sized, old T-shirts to protect clothing. Keep wet wipes or paper towels on hand to clean up afterward.

**SAY** “For many people, creative outlets like painting, sculpting, writing, or sketching help them feel closer to God. God is the ultimate creative person behind everything that exists. When we think about His power and goodness to create such a beautiful world, it may inspire you to find ways to be creative. Anything we do can glorify God and be an act of worship.”