

Welcome to Family in Focus 20/20!

We are thrilled to have you join us for Family in Focus 20/20! We have provided videos, guides and supplies for each of the four days. You are welcome to follow every detail of our plan ... or use what we have provided to best serve your family.

You will find a schedule for each day. You should choose the time of day to begin that works best for your family. You will also find a series of guides that are designed to help lead your family through the story, reflection time and through snacks, crafts and games. Again, feel free to modify our plan if it better serves your family.

We offer a Family Group Time each day by Zoom. If you signed up, feel free to join us any or all of the days.


We are looking forward to seeing you in person at the picnic on Saturday August 8th at 11:30am! We will be social distancing for everyone's safety.

Have a great week!



Family in Focus 20/20

Day 1



Welcome to Family in Focus Day 1!


Today's Focus: Focus on What You Can See!

Today's Verse: *For since the creation of the world God's invisible qualities—his eternal power and divine nature—have been clearly seen, being understood from what has been made, so that people are without excuse. (Romans 1:20)*

Today's Schedule:

- Go to the website (link below)
- Watch Day 1 Director's Welcome Video
- Watch Day 1 Story & Worship Video
- Enjoy Family Reflection Time (see Guide)
- Take a Break & Enjoy a Snack: Creation Snack Mix
- Enjoy a Craft: Focus Glasses and Balloon Cup Launcher
- Play Family Games: Speed Search and Focus on Me
- Have a Family Prayer Time

www.dearbornfmchurch.org/family-in-focus-day-1-resources



Family Reflection Time

Day 1


What are some cool things around you that you see?
What did God create?

What can we do to honor what God created?

What are some things you know that are real even
though you can't see them?

Have fun taking a closer look on you own!

Talk together as a family about what you have just seen
and heard!



Family in Focus Snack Guide

Day 1 - Creation Snack Mix

Supplies

Chocolate chips; small marshmallows; Goldfish® crackers or Swedish Fish®; animal crackers or Teddy Grahams®; stick pretzels; Sour Patch Kids®; small disposable cups or zip-top bags


Prep

- Mix all items together in a large bowl.
- For distribution, place a cup-sized amount of snack mix into small disposable cups or zip-top bags for kids to grab and enjoy.

Discussion

- Each of the snacks listed above represents something God has made:
- Chocolate chips and marshmallows – light and dark
- Goldfish crackers or Swedish Fish candy – fish
- Animal crackers or Teddy Grahams – animals
- Stick pretzels – trees
- Sour Patch Kids – people

“God made so many COOL things! From light and dark to fish and birds to animals and trees and people and flowers—God made it all! And though we cannot see God face to face, we CAN see all that He has made. Let’s remember to **FOCUS on what you can see.**”



Family in Focus Craft Guide

Day 1

Activity 1 - Focus Glasses (5-10 min) (please read Modification first)

Modification

If you have mostly younger children feel free to spend more time on this activity and skip the second one. If you have older kids don't spend too much time here so you can complete the next one.

Supplies

Foam glasses (1 per student), Stickers, Markers


Instructions

Give each participant a pair of foam glasses, some stickers and markers and let them decorate their own.

Discussion "Glasses help us see."

If you have worn glasses, share what it was like before getting glasses and how the glasses helped you see the world around you. If you've never worn glasses, you can share a story about a friend or family member who needed glasses to see. We are reminded of God when we see the animals, the plants, the oceans, and people He made!

"FOCUS on what you can see."



Family in Focus Craft Guide (page 2)

Day 1

Activity 2 - Balloon Cup Launcher (10-15min)

Supplies

Plastic cups, balloons, ping-pong balls, duct tape, scissors, permanent markers, painter's tape, "Target" Activity Pages

Instructions


- Guide participants to cut off the bottoms of the cups. Instruct them to use duct tape to wrap around the cut edges of the cups.
- Next, tell participants to tie off the end of an un-inflated balloon. Guide them to cut off a small piece of the top of the balloon.
- Help them stretch the balloon over the end of the cup and tape it in place.
- Give each participant a ping-pong ball and instruct them to use the permanent markers to write their name on their ball and their launcher.
- Allow participants to use their launchers to shoot for distance, using tape marks on the floor to see who can launch the farthest, or lead them to shoot at targets and add up their points.

Modification

If you have younger kids, have the bottom of cups cut off in advance, or have older others help them if they finish their glasses early.

Discussion

"Who knew you can create something this fun from cups and balloons? You need to use your laser focus to hit the targets or to shoot straight and far. You can also use your laser focus to **"FOCUS on what you can see"** that will point you to God!"



Family in Focus Game Guide

Day 1

Activity 1 - Speed Search (5-10 min)

Supplies

Box/bin, Colored balls, Floor tape, Timer (can use phones or just counting)

Instructions

- Tape a line on the floor to determine the starting line.
- Place the red items in the box or bin, and then dump the rest of the colored items on top of them. Place the box or bin at the other side of the room or a determined distance away.
- Divide the participants into teams and have them line up behind the starting line.
- Tell them the time limit for the game (we suggest an amount of time that allows each participant only a few seconds at the bin).
- Explain that there are a limited amount of red items in the bin. Red items are worth 50 points, and all other colors are worth 15 points.
- On your "Go," the first participant on each team runs to the bin and grabs balls from the bin
- When they bring the object back, the next person in line takes a turn.
- After taking a turn, participants can return to the end of the line.
- At the end of the time period, total up the teams' points: red objects are worth 50 points, while all the others are worth 15 points.

Discussion

"In today's Bible story, we talked about how we can see God in creation. We can see God's eternal power and divine nature in creation. In this game, you had the option of taking time to search for the red object or just quickly grabbing another one that was not worth as many points. If your focus was completely on the color red, without getting distracted, you probably could have quickly found the red and received more points. You needed to **"FOCUS on what you can see"**.

When you focus on the things you can see that God has done or created, it helps you believe in the God you can't see.



Family in Focus Game Guide (Page 2)

Day 1

Activity 2 – Focus on Me (5-10 min)

Supplies

None

Instructions

- Show the participants a sign (touch your nose, hold up a couple fingers, etc.).
- The game is played like “Simon Says,” but the sign will be made instead of saying, “Simon says.”
- The participants are to do what you say ONLY when you are also making the sign.
- If you’re not making the sign and someone does what you say, he or she is out.
- The last participant standing becomes the leader for the next round.

Discussion


In this game, you had to **“FOCUS on what you can see”**, not on what the leader was saying. “In our lives, we are going to have a lot of things that draw our attention away from the things God has for us, but in those times, we need to get our focus back on God. We need to FOCUS on what we can see that reminds us of God, who cares for us, who loves us, and who promises to always be there for us. When you focus on the things you can see that God has done or created, it helps you believe in the God you can’t see.”

Ask (Decide which question best suits your family)

Preschool: What makes you happy? Do you like sunshine or clouds? Rain or snow?

Elementary: How can you focus? My favorite place to experience God in creation is _____. What is your favorite place to experience God in creation?

Preteen/Adults: What is one of your favorite places to look to remind yourself of how God created the world? Where are your favorite places to focus on the things that God has done for you?



Each day you will have options for family prayer. This page can be used for any or all of the days. The next page provides other options for Day 1.

Optional A.C.T.S. Prayer Guide

ADORATION - Praise God for who HE is.

Example - God you are all powerful, creator, father, provider...

CONFESSION - Confess your sins and ask for forgiveness.


Example - I am a sinner, I have not been kind to others, I have not trusted you, I have coveted others today... I am sorry God. I know my sin separates me from you. Thank you for forgiving me and sending Jesus to restore a relationship between you and me.

THANKSGIVING - Thank God for all He has done.

Example - Thank you for your creation. Thank you for life. Thank you for the colors. Thank you for taking care of us...

SUPPLICATION (It means asking)- Ask God for what you'd like.

Example - God I want to love others better. I want patience. I want rest. I want peaceful family time....



Family in Focus Family Prayer Guide – Day 1

To begin the prayer time, nominate a family team leader then choose an option that best fits your families needs.

Prayer Option 1 (Leader can read, or family members read together)

“Dear God, You are amazing! You are so creative! Thank you for all you have created. For nature, food, people, animals, and everything else. We know that the things we love would not exist without you and are so thankful for all you have provided for us. You created for us to enjoy. Thank You for showing us who You are in Your creation. Help us put our FOCUS on You this week. Amen!”

Prayer Option 2 (Praying scripture. Choose one or all.)

“Let us keep looking to Jesus. He is the one who started this journey of faith. And he is the one who completes the journey of faith.” *Hebrews 12:2a (NirV)*

“Dear Jesus, help us to keep our eyes on you, help us direct our lives and center it on you. Lead us to have strong faith in you. Thank you for all you've done for us. Amen”

“Ever since the world was created it has been possible to see the qualities of God that are not seen. I’m talking about his eternal power and about the fact that he is God. Those things can be seen in what he has made. So people have no excuse for what they do.” *Romans 1:20 (NirV)*

“Dear God, thank you for all you have done for us. Thank you for all that you have created. We love the color and life around us and are so grateful you made it all. Help us honor you and praise you because you deserve it. Help us to see you in creation. You are in control of everything and we trust you with our lives. Amen.”


“In the beginning God created the heavens and the earth. Now the earth was formless and empty, darkness was over the surface of the deep, and the Spirit of God was hovering over the waters. And God said, “Let there be light,” and there was light. God saw that the light was good, and he separated the light from the darkness. God called the light “day,” and the darkness he called “night.” And there was evening, and there was morning—the first day.” *Genesis 1:1-5 (NirV)*

Dear God, since day one you have been in control and taking care of us. Thank you for creation and having a plan and giving us purpose. Help is to trust you and honor you in our lives. Help us to look at creation and see you, your glory and power. We are so thankful for you Lord. Amen



Family in Focus 20/20

Day 2



Welcome to Family in Focus Day 2!


Today's Focus: The Wise and Foolish Builders!

Today's Verses: *"Therefore everyone who hears these words of mine and puts them into practice is like a wise man who built his house on the rock. The rain came down, the streams rose, and the winds blew and beat against that house; yet it did not fall, because it had its foundation on the rock. But everyone who hears these words of mine and does not put them into practice is like a foolish man who built his house on sand. The rain came down, the streams rose, and the winds blew and beat against that house, and it fell with a great crash."*
(Matthew 7:24-27)

Today's Schedule:

- Go to website (See link below)
- Watch Day 2 Director's Welcome Video
- Watch Day 2 Virtual Story & Worship Video
- Enjoy a Family Reflection Time
- Take a Break & Enjoy a Snack: Stackers/Builders
- Enjoy a Craft: Bubbles Challenge
- Play Family Games: Tower Up
- Enjoy a Family Prayer Time

www.dearbornfmchurch.org/family-in-focus-day-2-resources




Family Reflection Time ***Day 2***

What makes you happy?

Who do you like to hear from?

What are some of your favorite sounds?

Talk together as a family about what you have
just seen and heard!



Family in Focus Snack Guide

Day 2 - Stackers / Builders

Participants can use stack items to build towers. Before eating, break snack items in half and “hear” them.

Supplies


Carrots, pretzel rods, celery

Prep

- Wash or cut veggies
- Put a good mixture of the items into a zip-lock baggie for each participant.

Discussion

“In our Bible story today, Jesus told a story to teach us an important lesson about making wise choices. In the story, there were two builders. One builder built his house upon the sand, and the other built his house upon the rock. Which builder was wise? (Pause.) Yes! The one who built his house upon the rock. Why do you think Jesus told a story about wise and foolish builders? Was He just talking about the best way to build a house? (Pause for responses.) Nope! Jesus was making a bigger point about what it means to follow Him. We are wise when we listen to God’s Word and what it says about the best way to live. When we listen to His teaching and follow what He says, we will be like a wise man who builds his house on the rock. Reading God’s Word is one of the best ways to hear from Him. I’m so glad to know that **“You can HEAR from God.”**”



Family in Focus Craft Guide

Day 2

Activity - Bubbles Challenge (10-15 min)

Supplies

Bubble solution, Straight straws (2 each), Chenille stems (3 each), Scissors

Instructions


- Guide participants to create their own one-of-a-kind bubble wands from the straws and pipe cleaners. They can cut the items as needed. Encourage the older participants to try to make three-dimensional wands. Let them experiment with different sizes and shapes of wands.
- Tell participants to see if their wands work to make bubbles. Use a flat dish or pan for the solution.

Modification

If making a wand isn't working for younger participants, then have them learn to blow bubbles or watch you blow bubbles with the provided wand and point out different sizes.

Discussion

Each bubble is unique, just like how God created each of you. Because we are all unique, we can hear from God in different ways. What are some ways you can hear from God? *(Pause for responses such as: hearing from God in worship music, reading the Bible, talking to others who know Him, etc.)* Let's say today's Bottom Line together. **"You can HEAR from God."**



Family in Focus Game Guide - Day 2

Activity - Tower Up (5-10 min)

Supplies

Cups (15-20), Floor Tape, Timer (phone or counting)


Instruction

- Divide into 2 groups if possible.
- Tape a start line on the floor for the teams to line up behind.
- Place a stack of cups at the start line for each team.
- Give a time limit for this relay, depending on how many participants or blocks/cups you have.
- On your "Go," the first player on each team will grab a cup and then run down and place their cup to start building a tower.
- Once the first player places their cup, they must call out, "Next," so the next person can come and place their cup. After calling "Next," the player returns to the end of the line. The next person will do the same and this will continue until the time is up.
- If the tower falls, the team can rebuild it using the same rules to go through the line.
- The team with the tallest tower at the end of the time limit is the winner.
- If you have one team, make a few attempts and try to beat your previous score (cup count).

Discussion

"Today we are talking about how listening to God makes us wise. In our game today, we had to wait to hear someone tell us to go before we could go and add to the tower that had been started. You had to focus on hearing your teammate, so you could build the tower.

"The same is true when it comes to hearing from God. When we wait to HEAR from God, then we make wise decisions. The amazing thing is that **"You can HEAR from God"**. You can hear from God through reading the Bible, praying, and even talking with other people who follow Jesus. Just like in our story today, when we listen to God's Word and obey, we can be like the wise builders who built on the rock."



Family Prayer Guide

Day 2

Prayer Option 1: (Leader can read, or family members read together)

“Dear God, You are everywhere! You are with us no matter what! You want us to know You! You are communicating to us through the Bible and the stories of Jesus. Even the sounds around us point to Your creativity—the singing of the birds, the crashing of waves, the barking of a dog. Thank You for listening to us and thank You for giving us ways to listen to you. Amen!”

Prayer Option 2: (Scripture Prayer)

“Therefore everyone who hears these words of mine and puts them into practice is like a wise man who built his house on the rock.” Matthew 7:24

“Dear Jesus, we want to be like you and be wise men. Help us to follow you and be wise men with strong foundations. Help us to put our trust in you and to listen to what you have to say. Amen”


“Let us keep looking to Jesus. He is the one who started this journey of faith. And he is the one who completes the journey of faith.” *Hebrews 12:2a (NIRV)*

“Dear Jesus, Help us to keep our eyes on you and follow your footsteps. Help us to have faith in what you do and prepare for us. Thank you for being in our lives and loving us. Thank you for being present so that we can hear and see your works and grow our faith. We love you Jesus, Amen.”

“But he said, “Blessed rather are those who hear the word of God and keep it!” Luke 11:28


“Dear Jesus, Help us to keep the word of God. Remind and encourage us to read it and listen to what you have to say to us. Help us to read it with open hearts and change our actions to follow what you say. Thank you for loving us and being patient with us, Amen.”

See Day 1 Prayer Guide for ACTS prayer option.



Family in Focus 20/20

Day 3



Welcome to Family in Focus Day 3!

Today's Focus: You Can TALK With Others About What You Believe!


Today's Verses:

When Jesus came to the region of Caesarea Philippi, he asked his disciples, "Who do people say the Son of Man is?" They replied, "Some say John the Baptist; others say Elijah; and still others, Jeremiah or one of the prophets." "But what about you?" he asked. "Who do you say I am?" Simon Peter answered, "You are the Messiah, the Son of the living God." Jesus replied, "Blessed are you, Simon son of Jonah, for this was not revealed to you by flesh and blood, but by my Father in heaven. And I tell you that you are Peter, and on this rock I will build my church, and the gates of Hades will not overcome it. I will give you the keys of the kingdom of heaven; whatever you bind on earth will be bound in heaven, and whatever you loose on earth will be loosed in heaven." (Matthew 16:13-19)

Today's Schedule:

- Go to Website (see link below)
- Watch Day 3 Director's Welcome Video
- Watch Day 3 Virtual Story & Worship Video
- Enjoy a Family Reflection Time
- Take a Break & Enjoy a Snack: Popcorn Pep Talks
- Enjoy a Craft: Marble Ramps
- Play Family Games: Walkie Talkie Foosball
- Have a Family Prayer Time

www.dearbornfmchurch.org/family-in-focus-day-3-resources



Family Reflection Time

Day 3


How do you like to use your voice?

Are there any favorite things you like to talk about?

What else do you use your voice for?

Are there any ways you use your voice that you really love?

Talk together as a family about what you have just seen and heard!



Family in Focus Snack Guide

Day 3 - Popcorn Pep Talks

Supplies

Popcorn; cups or brown lunch sacks; chocolate or butterscotch chips


Prep

Pour popcorn and chips into individual cups or brown lunch sacks.

Discussion

While participants eat, encourage them to “pop up” randomly and share something they’ve learned so far this week.

“This week, we’ve been learning about the things we can focus on when it comes to our faith. You can focus on what we see that God has made, you can hear from God through His Word, the Bible, AND **“You can TALK with others about what you believe”**. Maybe something you’ve learned can help someone else. Or maybe a question someone asks is one you’ve been wondering about yourself. Talking about your faith is one important way to help you grow.



Family in Focus Craft Guide

Day 3

Activity – *CD SunCatcher* (10 min)

Supplies

Day 3 Memory Verse Labels, Old CDs or DVDs, Fishing line cut to two-foot lengths, Peel-and-stick gemstones (15 each)


Instructions

- Instruct participants to peel and stick their stones in whatever pattern or design they like on the shiny side of the disc. If both sides are shiny, they should only use one side. Do NOT cover up the hole in the center.
- Give participants a “Day 3 Memory Verse Label” to stick on the back of their disc.
- Say the memory verse together.
- Thread a piece of fishing line through the middle of the disc and tie the ends together to make a loop for hanging.
- Find a window with lots of sunlight where you can hang your sun catcher.

Discussion

When you look at the sun coming through your work of art, remember to keep looking toward Jesus and know you can tell others about Him.

“You can TALK with others about what you believe.” Do you know how?



Family in Focus Game Guide

Day 3

Activity - Run, Gather, Repeat (5-10 min)

Supplies


Floor tape, Buckets (2), Colored balls

Instruction

- Create the field: Use the tape or rope to create a playing field on the floor or ground. You'll need a centerline dividing your space in half. Also create a "safe zone" rectangular space at the back of each side (away from the center line).
- Divide the balls evenly amongst the buckets.
- Divide the participants into two teams and direct each team to their own side of the field.
- Scatter an even number of balls around each side of the field.
- Participants will cross the line to the other side to collect balls and bring them back to a bucket on their own side. They can only grab one ball at a time.
- If a player is tagged while on the other team's side, they are frozen.
- Players can be unfrozen when someone from their team (who is not holding a ball) tags them. The freed member gets a free walk to their side of the field.
- Participants can enter the safe zone on the other team's side of the field and stay for a maximum of 10 seconds before they must leave again.
- The game ends whenever time is called.
- The team with the most balls wins.

Discussion

In this game, you had to talk with your teammates so they knew when you needed to be unfrozen or to let your teammates know when they were about to get tagged. Just like you were able to talk through the game in order to help your team, **"You can TALK with others about what you believe"**. That may be hard to do at times, but God has given us His Holy Spirit to give us courage as well as the words to say. When we talk about what we believe, our friends can hear all about how God loves them, too.



Family in Focus Family Prayer Guide - Day 3

Prayer Option 1: (Read Along)

"God, thank You for this great reminder that we can FOCUS on You by talking about You. Help us to feel free to talk about You with our friends and family, and to be honest when we have questions, or we don't understand. Thank You for being big enough to handle our questions. Thank You for giving each of us the chance to discover Your amazing love for ourselves. We love You, and we pray these things in Jesus' name, amen."

Prayer Option 2: (Scripture Prayer)

"You are the Christ. You are the Son of the living God." Matthew 16:16b

Jesus, help us to believe these truths and to know who you are. Thank you for creating and knowing us and helps us to grow closer to knowing you well. Help us to share what we know about you with others as well as ask questions about what we do not know. Thank you for all you have done, Amen.

"Let us keep looking to Jesus. He is the one who started this journey of faith. And he is the one who completes the journey of faith." Hebrews 12:2a (NIRV)

"Jesus, as we focus on who you are and learn how to share it with other people, help us to keep our eyes on you. Show us the truth and give us a love to learn more about you. Grow our faith as we trust you to talk about you with other people. Amen"

"And I pray that the sharing of your faith may become effective for the full knowledge of every good thing that is in us for the sake of Christ." Philemon 1:6


"Dear Jesus, as we learn to share our faith with others help us to do it for your sake. Helps us to grow in knowledge and be effective for more people to grow in love with you. Thank you for all your help, Amen."

See Day 1 Prayer Guide for ACTS prayer option.



Family in Focus 20/20

Day 4



Welcome to Family in Focus Day 4!

Today's Focus: You Can Live for God by Loving Others!


Today's Verses:

"And when you pray, do not be like the hypocrites, for they love to pray standing in the synagogues and on the street corners to be seen by others. Truly I tell you, they have received their reward in full. But when you pray, go into your room, close the door and pray to your Father, who is unseen. Then your Father, who sees what is done in secret, will reward you. And when you pray, do not keep on babbling like pagans, for they think they will be heard because of their many words. Do not be like them, for your Father knows what you need before you ask him." (Matthew 6:5-13)

Today's Schedule:

- Go to website (see link below)
- Watch Day 4 Director's Welcome Video
- Watch Day 4 Virtual Story & Worship Video
- Enjoy a Family Reflection Time
- Take a Break & Enjoy a Snack: Hearts All Ways and Always
- Do the Craft: Floating in Air
- Play Family Games: Mountains and Valleys
- Have a Family Prayer Time

www.dearbornfmchurch.org/family-in-focus-day-4-resources



Family Reflection Time


Day 4

What are you doing to shine your light on your friends?

How are you seeing them better?

What do they mean to you?

Talk together as a family about what you have just seen and heard!



Family in Focus Snack Guide

Day 4 - Hearts All Ways and Always

Supplies


Rice Krispies Treats; heart shaped cookie cutters

Prep

Cut Rice Krispies Treats into hearts

Discussion

“When someone asked Jesus what the greatest commandment is, what was His answer? (Pause for responses.) Yes! To love—love God and love others. **You can LIVE for God by loving others.** What if for the rest of the summer and the coming school year, you decided to focus on this ONE thing? What if you choose to love in every situation, in every interaction, at every opportunity? What if love was your first response? I know your faith would grow. And your willingness to love well could show others just how much God loves them, too. Because **You can LIVE for God by loving others.**”



Family in Focus Craft Guide

Day 4

Activity – Yarn Photo Frame (10 min)

Supplies


Day 5 Bottom Line Labels Activity Page, Cardboard frame pieces, Yarn, Scissors, Strong tape, Hot glue gun (or you can just use tape)

Instructions

- Give each person a cardboard piece with a hole cut in the middle (the front of the frame).
- Tell them to pick a color of yarn and tape the end to the back of the frame. Then they should wrap the yarn around the frame until it is completely covered with yarn. They can change colors at any point; they just need to tape the ends down on the back of the frame.
- Then parents will hot glue each frame front to a frame back. You should NOT put glue all the way to the inside edge OR on one of the short ends of the frame, so a photo can slide into the frame.
- Take a family photo and go to the store to print it to put in the frame or let kids draw pictures of loving others or being loved and put that into the frame.
- Hand out “Day 5 Bottom Line Labels,” and instruct participants to put them on the back of their frames.

Discussion

“What did you learn about God this week at Family in Focus 20/20? *(Pause for responses.)* How can you love others this week? *(Pause.)* Can it be hard to love others? *(Pause.)* Loving others is important; we all need to be loved. Let’s say today’s Bottom Line: **You can LIVE for God by loving others.** Take a photo, place it in your frame and put it somewhere you can see it and remember your week at Family in Focus 20/20 and how **You can LIVE for God by loving others.**”



Family in Focus Game Guide

Day 4

Activity - *The Greatest Shot* (5-10 min)

Supplies

An empty bin, plates and colored balls, prepared tape lines


Instruction

- Make sure the empty bin is set at one end of your space
- Tape where participants should stand
- Divide the participants into two teams.
- Explain how the game will be played. You can choose from the following options or come up with your own.
- Teams take turns sending members to shoot one ball and one plate shot from the line of their choice.
- One team shoots as many times as they can for a certain time period (you choose). Then the other team takes a turn.
- Just before you begin, tell participants that they can try to silently distract the members of the other team without actually getting between the shooter and the bin.
- The team with the most points wins. One point per ball or plate in the bin.

Discussion

"Great job! You guys are really good at this game and should start playing some basketball. In this game, you had to focus on what was most important, even with all the distractions. In real life, there are many things that can distract us from what is most important. Jesus made it simple by telling us the most important things to focus on: loving God and loving others. **You can LIVE for God by loving others.** When we love others, we show our love for God. Talk about when someone showed you the love of Jesus and how it made you feel. When we show people the love of Jesus by how we treat them, we can point them to Jesus. One of the best ways to LIVE for God is by loving others.

What is a distraction? Are they hard to deal with?



Family in Focus Family Prayer Guide - Day 4

Prayer option 1: (Read Along)

"God, thank You so much for showing us the very BEST example of love. Thank You for sending Jesus to be our Savior. Thank You for being patient and kind with us and for never giving up on us. Please show us how we can LIVE for You by loving others. Help us to FOCUS on Your amazing love, and then give us the courage to put love in action. We love You, and we ask these things in Jesus' name, amen."

Prayer Option 2: (Scripture Prayer)

"Let us keep looking to Jesus. He is the one who started this journey of faith. And he is the one who completes the journey of faith." Hebrews 12:2a (NirV)

Dear Jesus, as we learn to love you and others as you have instructed, help us to live it out and have full faith in you. Thank you for showing us what love is and giving us the grace and endurance we need to love others well. When it gets hard to live out and we forget, remind us and strengthen our faith through love for you and others.


'Love the Lord your God with all your heart and with all your soul and with all your mind.'... 'Love your neighbor as yourself.' Matthew 22:37b&39b

Dear Jesus, let us love you fully and focus on you. Show us areas of our lives in which we don't love you well and show us how to love better. Help us to forgive when we don't want to and live your love out for others to feel.

"...but do not have love, I am nothing" 1 Corinthians 13:2b

Dear Jesus, your word tells us that without love we have nothing. Thank you for showing us what love is, thank you for knowing how important it is to have love and not to be just rules and no emotions. We are so thankful that you are such a great God and hope to do everything out of love as you taught us.

See Day 1 Prayer Guide for ACTS prayer option.



***Thank you for joining us for
Family in Focus 20/20!***

We hope you enjoyed this week together as a family!

Please give us your feedback by filling out our survey. Go to www.dearbornfmchurch.org/family-in-focus and choose the "Take Survey" button.

Stay Focused!