

MADE TO CREATE

an activity that allows preschoolers to review the Bible story, bottom line, or memory verse by creating a craft to take home

**1. AROUND THE JERICHO WALL**

[LIVE FOR GOD | APPLICATION ACTIVITY]

WHAT YOU NEED: "Jericho Wall" and "God's Army" Activity Pages; white cardstock; dark-colored cardstock; yarn; rectangular sponges; brown washable inkpad; masking tape; hole punch; drinking straws; scissors; glue sticks; and a permanent marker

BIBLE STORY

We can trust God's plan.

JERICO
JOSHUA 5:13-6:27

MEMORY VERSE

"I trust in God.
I am not afraid."

PSALM 56:11, NIRV

KEY QUESTION

Who can trust God?

BOTTOM LINE

I can trust God.

BASIC TRUTH

God loves me.

WHAT YOU DO:

BEFORE THE ACTIVITY: Copy "Jericho Wall" on white cardstock and cut, one per child. Copy "God's Army" on cardstock and cut, one per child. Cut sponges into 1½ to 2-inch rectangles, one per child. Punch one hole on either side of the dark cardstock, about two to three inches from the bottom. Cut yarn into 14-inch lengths, one per child. Cut straws into 2-inch pieces, one per child. String the yarn through the one piece of straw. Put one end of the yarn through each hole on the dark cardstock with the yarn and straw on the front side of the paper. Tie the yarn in the back.

DURING THE ACTIVITY: Have children push their sponge into the inkpad then stamp their "Jericho Wall." Leader folds tabs in and have children run glue stick over the tabs. Help children glue their wall to the dark cardstock. Help children tape their "God's Army" to the straw. Show children how to move Joshua and the army back and forth.

AFTER THE ACTIVITY: Review the Bible story and have children move Joshua and the army seven times.

WHAT YOU SAY:

BEFORE THE ACTIVITY: "Today, we heard a Bible story about Joshua and the battle of Jericho. I have a super-cool craft for us to make to help us remember the story."

DURING THE ACTIVITY: "Take a sponge and press it on the inkpad then stamp your whole paper to look like a stone wall. (Pause.) Great! Now we need to fold these tabs down. (Pause.) Run the glue stick over the bottom of the tabs. (Pause.) Now we'll glue the wall to your paper. (Pause.) Who walked around the wall in our story? (Pause.) That's right! Joshua and God's army! That's who these people are (point to God's Army cutout). I'll help you tape them onto the piece of straw. (Pause.) Now watch how they move back and forth. (Demonstrate.) We'll use your craft as we review our Bible story."

AFTER THE ACTIVITY: "In our Bible story today, we learned about a man named Joshua. Joshua was the leader of God's army. God told Joshua he would take the city of Jericho. But Jericho had a great, big wall all around it. But Joshua trusted God and trusted His plan, so he gathered the army and marched around the wall."

(1. AROUND THE JERICHO WALL, CONTINUED)

"They marched around the wall six days in row. On the seventh day, God told Joshua to march around the wall seven times. When Joshua said, 'Go,' they gave a loud shout. Move your army back and forth, and let's count to seven. One. (Pause.) Two. (Pause.) Three. (Pause.) Four. (Pause.) Five. (Pause.) Six. (Pause.) Seven. (Pause.) Everyone, give a shout. (Pause.) And the wall came crumbling down! They won! God is amazing! Sometimes, we won't understand God's plan, but we can always trust in God. **Who can you trust? I can trust God.**"

MADE TO MOVE

an activity that uses a preschooler's natural desire to move to help them learn



2. MEMORY VERSE MOTIONS PLAN

[HEAR FROM GOD | MEMORY VERSE REVIEW]

WHAT YOU NEED: "2106_MV_HandMotions" PDF from the Prelude folder of your curriculum and cardstock

WHAT YOU DO:

BEFORE THE ACTIVITY: Print "2106_MV_HandMotions" PDF on cardstock and cut out, one set per activity.

DURING THE ACTIVITY: Gather the children in your activity area. Hold up the motions cards in order as you lead the children to say the verse with the motions. Repeat several times.

AFTER THE ACTIVITY: Set motions cards aside for clean-up.

WHAT YOU SAY:

BEFORE THE ACTIVITY: "Friends, gather here with me and let's say our memory verse together! I have a plan for us to follow. It shows us the motions to help us remember our verse!"

DURING THE ACTIVITY: "Let's say it together."

"'I (point thumbs to chest) trust in God (point up). I am not afraid (cross hands back and forth and shake head),' Psalm 56:11." (Open hands like a book.)

AFTER THE ACTIVITY: "Great plan following, friends! We can trust God, always. He has a good plan for us. Tell me, **who can trust God? I can trust God.**"

BIBLE STORY

We can trust God's plan.

JERICHO
JOSHUA 5:13-6:27

MEMORY VERSE

"I trust in God.
I am not afraid."

PSALM 56:11, NIRV

KEY QUESTION

Who can trust God?

BOTTOM LINE

I can trust God.

BASIC TRUTH

God loves me.

MADE TO REFLECT

an activity that encourages personal application and prayer

**JOURNAL AND PRAYER**

[PRAY TO GOD | PRAYER ACTIVITY]

WHAT YOU NEED: Paperclipped "Memory Verse Card" in your Bible at Psalm 56:11, journal, and a fun-shaped pen

SMALL GROUP LEADER (SGL): "It's Small Group time! Today, we'll march to our small group spot. Get behind me and march, march, march! (March as you lead the children

to your small group spot.)

BIBLE STORY

We can trust God's plan.

JERICHO
JOSHUA 5:13-6:27

"And stop! Now, let's sit down and talk about today's Bible story. One, two, three, sit down with me! (Open the Bible and lay it in front of the children.) Our Bible story, today, was about people who had to do a lot of marching around a very big wall. Do you remember how God told Joshua to march his soldiers around the wall of Jericho? What happened? (Pause.) Yes! Joshua did what God said, because he trusted God's plan, and the wall fell down!

MEMORY VERSE

"I trust in God.
I am not afraid."

PSALM 56:11, NIRV

"We can trust God's plan, too. The new Bible verse we're learning will help us remember to trust God and not be afraid to do what God says. It says . . . (Turn the pages of your Bible to the Memory Verse Card.)

"'I trust in God. I am not afraid,' Psalm 56:11. (Close Bible and lay it down.)

"Let's stand up and say that Bible verse together with the motions. Just say what I say and do what I do."

KEY QUESTION

Who can trust God?

CHILDREN AND SGL: "'I (point thumbs to chest) trust in God (point up). I am not afraid (cross hands back and forth and shake head),' Psalm 56:11." (Open hands like a book.)

(Repeat the verse with motions a few times.)

BOTTOM LINE

I can trust God.

SGL: "Yay, you sound great! I hope you always remember that you can trust God. **Who can trust God?"**

CHILDREN AND SGL: "**I can trust God!**"

SGL: "Again! **Who can trust God?"**

CHILDREN AND SGL: "**I can trust God!**"

SGL: "Yay! **I can trust God!**

BASIC TRUTH

God loves me.

"Now let's sit down so we can write in our prayer journal and talk to God. (Hold journal and fun-shaped pen.) Today, we'll make a list of what you plan to be when you grow up: a firefighter or a doctor or a dancer or a teacher . . .

(JOURNAL AND PRAYER, CONTINUED)

whatever you want to be. When I say your name, tell me what you plan to be when you grow up, and I will write it in our prayer journal. Get ready and listen for your name!


(Say each child's name and write down what they say. Remember to print the names so the children can recognize their names and the letters.)

"I love this list! It's great to make plans, but we must always remember to trust that God's plan is best, right? Right! Ok, let's pray. Would anyone like to pray before I pray?"

(Give each child who wants to pray the opportunity to do so.)

PRAYER


SGL: "Dear God, thank You for letting us dream of what we can grow up and be one day. I think it's wonderful that [child's name] wants to be a [occupation they listed] and [child's name] wants to be a [occupation they listed]. *(Repeat with each child and what they want to be.)* I pray that as they grow up, they will plan and dream and choose to trust that Your plan is best. We love You, God. In Jesus' name, amen."




Jericho Wall • *Around the Wall at Jericho* • June Week 2

Copy on white cardstock and cut on dotted lines. One cutout per child.


CURRICULUM FOR 3-5-YEAR-OLDS • ©2021 The reThink Group. All rights reserved. • www.ThinkOrange.com




I can trust God.




I can trust God.




I can trust God.



I can trust God.



I can trust God.



I can trust God.



I can trust God.

JUNE 2021

Memory Verse Motions



"I



trust in God.



I am not afraid."



Psalm 56:11

PRESS ▶ PLAY

MONTHLY OVERVIEW

Life can feel uncertain at times. The uncertainty tempts us to fear, we don't trust that things will be okay. The good news is that there is Someone we can trust in life—no matter what is happening. And, we want to make sure our preschoolers know it!

We are bringing out the music, dancing, and fun instruments to help teach our preschoolers that they can Press Play and trust God. In fact, it is so important to us that they know they can trust God, we are going to focus on it for two months! And, the Bible stories they will be hearing will give them plenty of reasons why they can trust God!

As our preschoolers grow up and life begins to feel a little uncertain, we want to make sure they know they can Press Play and trust that God loves them, has a plan for them, will use them, and has the power to do anything in their lives.

WEEK ONE

BIBLE STORY
Greatest Verse Ever
John 3:16

STORY FOCUS
God gave us Jesus.

WEEK TWO

BIBLE STORY
Jericho
Joshua 5:13-6:27

STORY FOCUS
We can trust God's plan.

WEEK THREE

BIBLE STORY
Gideon
Judges 6-8

STORY FOCUS
God can use you no matter what.

WEEK FOUR

BIBLE STORY
Elijah and the Fire
1 Kings 18

STORY FOCUS
God can do anything.

MEMORY VERSE

"I TRUST IN GOD
I AM NOT AFRAID."

PSALM 56:11, NIV

KEY QUESTION

WHO CAN TRUST GOD?

BOTTOM LINE

I CAN TRUST GOD.

GOD LOVES ME.