

## Love your Neighbor Craft

### Supplies Needed:





- Printed out "Love Your Neighbor" page
- Crayons or markers
- Cotton balls
- Glue stick

### Directions:



- Color "Love Your Neighbor" sheet
- Pull apart cotton balls, glue cotton fluff to the center of the bandaids all around the edge of the paper



(Different Words on Our Paper)



**Love  
your  
neighbor!**



**Luke 10:27**

