

KIDS' DEVOTIONAL AT HOME

For Sunday, April 12, 2020

For your family worship time, we have prepared 4 short activities that you can do together:

1. Kids' worship songs
2. A Bible story from YouTube
3. Questions for discussion and reflection, Prayer
4. Optional: crafts, activities and songs

Prepare these items before you begin:

1. Smart phone, tablet, or computer to play the worship songs
2. Scripture Reference: Easter in Mark 14-16
3. YouTube video: God's Story: Easter by Crossroads Kids _
4. For the optional crafts and family games
 - Coloring page
 - Craft
 - Extension Activities

Step 1. Worship

Preschool Song: 123 Jesus is Alive <https://www.youtube.com/watch?v=MIf9jv4pVTM>

Happy Day <https://www.youtube.com/watch?v=GirtIPZRZeg>

O Praise the Name <https://www.youtube.com/watch?v=LqBpifDpNKc>

Build My Life <https://www.youtube.com/watch?v=uP2xagHz-6w>

Bonus New Song to learn with dance moves: <https://www.youtube.com/watch?v=mmcHjC3-GFE&list=PLf-0PVBr3UQYaqzS8aPLTR214IdoQvHM8&index=3>

Step 2. Discussion and Prayer

- Before the video, say: Today is Easter, and that means we get to talk about how Jesus rescued us! But first, think about all the wrong things in the world for a minute: If you've ever hurt yourself, if you've felt sick, if you've ever cried. (Let kids respond)

Me too! I've been hurt and sick and sad—and angry and mean. The world is not a perfect home anymore, is it? Well, you know what? Something even worse happened when Adam and Eve disobeyed...they couldn't be close to God anymore. BUT God loved Adam and Eve—and us—WAY too much to leave us stuck in a world full of wrong things. So, God sent his son Jesus to rescue us so that we can be so close to God that we're part of the same family! This is great news! Jesus took the punishment for all the meanness and death and wrong choices in the world, so that we don't have to. But that meant Jesus had to get punished for something he didn't do...because Jesus NEVER made a wrong choice! Let's watch a video about Jesus' rescue. As you watch, think about how much Jesus must love you...and how he wants to rescue you!

- Play Video: God's Story / Easter by Crossroads Kids https://www.youtube.com/watch?v=cZ4gQniUVO8&list=PLactlIEFMk_KXv8To9yCwrHLdNixNH27q&index=2

Review

- I love talking about this because remembering what God has done in the past helps me to trust Him with what's going on in my life right now. Jesus sacrificed everything—and he did it for us. He went through unimaginable pain and death. He took the punishment that we deserve, because he loves us more than anything. And the best news?! Jesus didn't stay dead. He came back to LIFE, and he's still alive today! And that means we can have a relationship with him. We can talk to him. We can ask him for help. We can spend time with him. We can hand all our worries and fears over to him. And that's a pretty great reason to celebrate.
- Share your own story about how Jesus found and rescued YOU—there is great power in telling your own story!

Questions for younger Kids:

Toddlers aren't very likely to grasp the concept of Jesus' death, but preschoolers can begin to. We focus on how we can celebrate Jesus being ALIVE today, and how he's always with us.

1. Who died on the cross? (Jesus)
2. Why did Jesus die? (To take our punishment)
3. Where did the soldiers put Jesus? (In the tomb)
4. What did the angel say when the tomb was opened? (Jesus is Alive!)

Questions for older Kids:

1. _Easter is when Jesus died for us, and then came back to life! What's your favorite way to celebrate what Jesus did for us?
2. Imagine Jesus as he faced suffering and death: What do you think he felt? Do you think it was hard for him to do that? Now imagine that you got to see him after he came back to life: What would you feel? What would you do?
3. Romans 10:9 says, "If you declare with your mouth, 'Jesus is Lord', and believe in your heart that God raised him from the dead, you will be saved." What does this mean to you? How can YOU follow Jesus?
4. Did Jesus die because HE did wrong things, or because WE did? Why did Jesus die for us (and come back to life!), even though WE are the ones who sin?
5. Do you have questions about what it means to follow Jesus, or why we celebrate Easter?

Prayer

Now it's time to pray to God. When we pray, that means we talk to him, and he actually LISTENS to us, and hears our words! So let's talk to God right now. Dear God! Thank you for sending Jesus to rescue me! I'm so glad you rose again and are alive! Thank you that I can follow you and you're with me always. AMEN.

Games

If you have Easter Eggs around, you can play some of these games or use a ball or small bean bag. Choose from the following activities. You can do all of them, or just some.

Grab the Egg: Kids get into pairs. Give each pair one plastic egg and put it between them. Kids should stand facing each other, and the leader will say a body part, and kids have to touch that body part on themselves, but when the leader says “egg”, the first kid to grab the egg, wins! The winner now has to find a new kid to play with. Keep playing until there are only a few kids left, and there’s a final winner!

- **Easter Cornhole:** Split into 2 groups and give each group a plastic bin, box, or basket.

Let kids take turns throwing an egg into the bin, but move it slightly further each time to see how far they can throw it.

- **Balance the Egg:** Give each kid a plastic egg and see who can balance it on their head the longest.
- **Race the Egg:** Let kids race to blow an egg across the room.
- **Egg Toss:** Have kids pair up and give each pair one plastic egg. Have one player from each pair line up in a line, and have their teammate stand facing them in a parallel line. One teammate will toss the egg to the other teammate and they must catch it without dropping it. If they drop the egg, they are out. After each toss, one of the teammates must take a step back and they toss again. The last team to drop the egg wins.

Step 4. Activities and Craft

Empty Tomb Craft:

We’re going to build an empty tomb on this wall. It’s a reminder that Jesus died for us, and was buried in a tomb. He took the punishment for all our wrong choices....but the most amazing part of the story: three days later, he came back to life, and walked right out of the tomb!

- Give each kid a stone image and a crayons or markers.
- On their stone image, tell kids to write their name, and one thing that you want to tell Jesus, after everything they’ve heard today. Here are some suggestions to encourage kids of what to write/draw:

- You could tell Jesus you love him, tell him thank you, tell him you believe he died for you, or just tell him how you feel about him! Once everyone has done that, we'll be able to see all our hands and names up here, and see how Jesus has rescued every single person in this room!
- Kids who have difficulty writing can trace their hand and write their name, and draw pictures instead of spelling sentences.

Retell the Easter Story Craft:

Give each kid a pipe cleaner, string, yarn or cord. Set out five bowls, each with different colored beads. Instruct kids to get TWO of each color.

- Black: sin (we all make wrong choices)
- Red: blood (Jesus died for us, and took the punishment that WE deserve)
- White: forgiven (Jesus forgives us of all our wrong choices)
- Cross bead
- Green: grow (we can choose to follow Jesus now, and have new life)
- Gold: we can be close to God forever
- Give kids a color card that explains the significance of each bead color, so they can retell the Easter story

Help kids build a story bag:

Give each kid a bag and an Easter story card.

- Next, tell the story as you build the bag by passing one of each story item to each kid.
- Cross sticker: Jesus died on the cross to rescue us
- Tomb image: Jesus was buried in a tomb
- Sad face picture: Jesus friends got scared, and they were sad
- Jesus is alive image: Jesus came back to life! He appeared to his friends!

- Smiley face sticker: Jesus friends were so happy that Jesus is alive!
- Pro Tip: Use coloring sheet as you tell the rest of the story!

Comic Strip Coloring

There is a color sheet at the end of this resource. Have the kids color each image, cut them out and then put them in order on another piece of construction or other paper.

Toddlers and Preschool

Just for Fun Listen and Move songs:





Freeze Dance <https://www.youtube.com/watch?v=2UcZWXvgMZE>

If You're a <https://www.youtube.com/watch?v=Qr9ge4XGUYs&list=PLbw0eclu2gv3aMRg3-v1BPBhqShEZduy->

If You're a Kid Animal Remix <https://www.youtube.com/watch?v=vfJZ-RntM2k&list=PLbw0eclu2gv3aMRg3-v1BPBhqShEZduy-&index=2>







H	K	H	E	X	A	G	D	J	D	N	X
D	Z	G	G	Y	J	I	L	L	M	Q	S
H	W	N	E	W	Y	K	O	R	R	G	E
M	F	S	J	U	R	S	B	T	Y	Y	C
I	I	A	E	B	O	M	V	N	C	J	U
R	Z	N	S	H	O	Q	S	E	U	A	Y
U	A	D	U	T	T	R	V	R	L	M	L
H	D	L	S	E	A	S	T	E	R	L	Q
G	E	Q	Z	E	M	J	B	S	X	I	I
K	V	Y	M	P	V	N	E	C	T	I	B
B	A	W	T	Z	A	O	K	U	S	Z	J
F	F	G	W	B	I	B	L	E	L	L	T

EASTER
JESUS
RESCUE
OLD
NEW
BIBLE
TOMB
RISE

