

Matthew 8:23-27; Mark 4:35-41;
Luke 8:22-25



Handprint Flying Dove of Peace

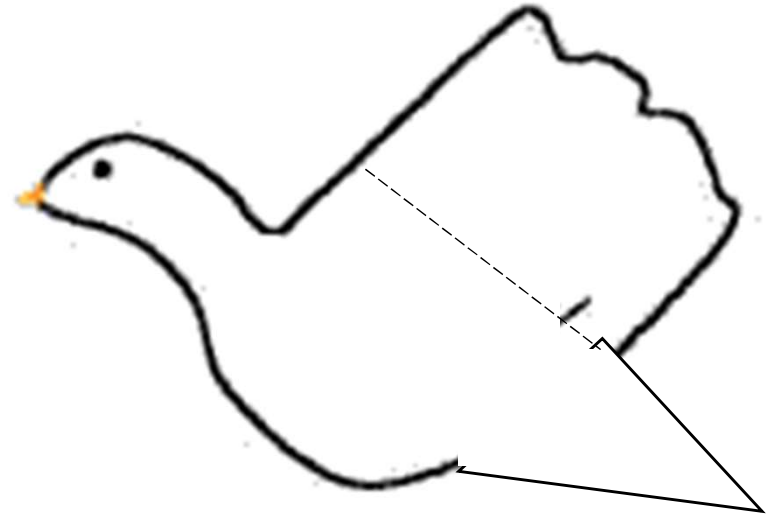
Materials:


- white paper
- pencil or crayon
- orange crayon
- scissors
- glue stick or glue

Instructions:

- Fold paper in half
- Place hand on white paper with fingers squeezed together and thumb extended as far as possible
- Trace around hand
- Use marker or pencil to draw on a small wing and eye
- Use orange crayon to draw on a beak
- Add a small triangle to the back for a tail.
- Cut out bird while paper is still folded (you'll have two birds).
- Glue the bodies together, up to the dotted line.
- Fold the two wings back so that the dove can fly.
- Have fun flying your Dove of Peace!

Taping a penny or attaching a paper clip below the wings may help it to fly farther.



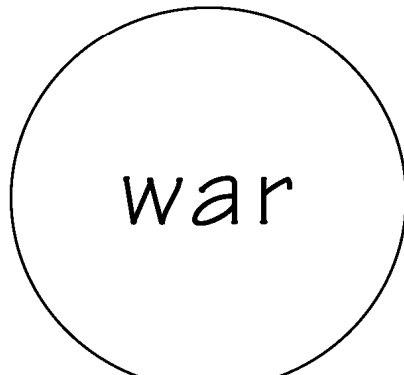
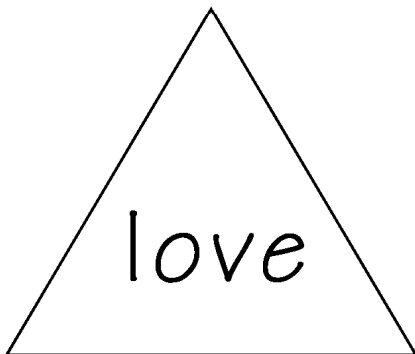
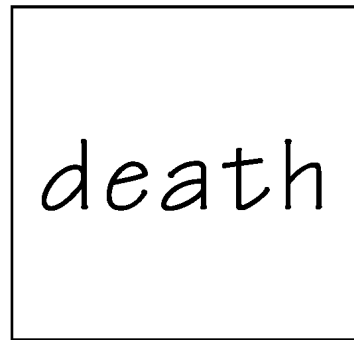
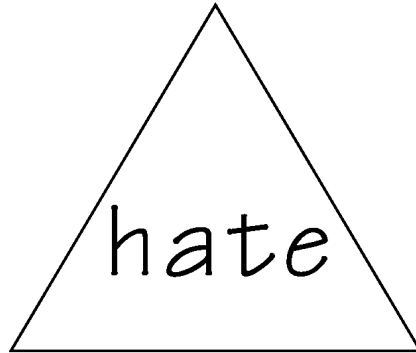





What Jesus gives is not like what the world gives.



Match the shapes to find the opposites.



Jesus said to them ...



Fill in the vowels using the code.



=a



=e










=i



=o



“P _____ C _____
    

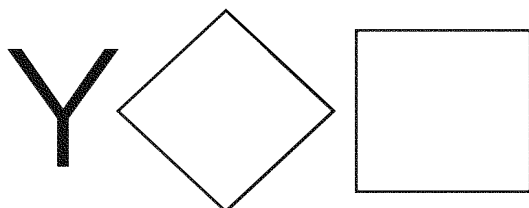
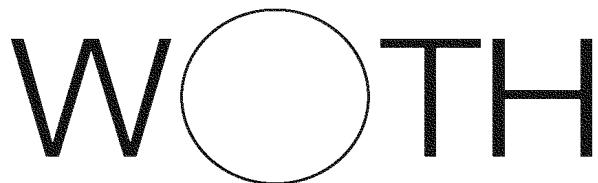
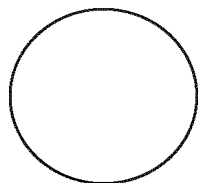
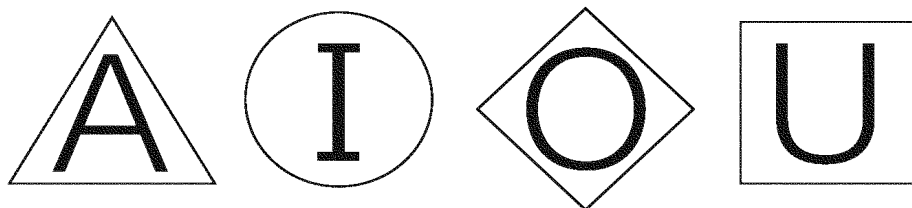
l _____ v _____
   

y _____ .”
  





The disciples were afraid.
Jesus said, "Do not be afraid."

Match the shapes to fill in the missing letters.



Jesus quieted the storm.

Circle 6 things that are different in the 2nd picture.



"Peace I leave with you; my peace I give you.... Do not be afraid." John 14:27 NIV

We can be calm because our Heavenly Father always has his eyes on us.

Can you find the underlined words in the puzzle?

C	A	L	M	E
M	Y	E	C	Y
P	E	A	C	E
G	I	V	E	S
F	G	E	D	E

