

## The Dreams of 2 Prisoners


Two men were with Joseph in prison.  
Each man had a strange dream.  
Joseph was able to interpret their dreams.

Find the hidden objects in the picture.



Joseph explained the dreams,  
then asked to be remembered to Pharaoh.

Follow the maze.



June 12, 2021



Heart Fan for June 12, "Joseph Goes to Jail"



"Nothing can separate us  
from the love God has for us" (Romans 8:38, 39, ICB).

"Nothing can separate us  
from the love God has for us" (Romans 8:38, 39, ICB).

**Through Jesus, we can come to God, our Father.**

<https://www.childrensbulletins.com/games/playgame.aspx?bulletinId=2407>

---



# Jesus' Teaching on Prayer

A disciple asked Jesus how to pray.

Find the hidden letters. P R A Y E R



June 13, 2021


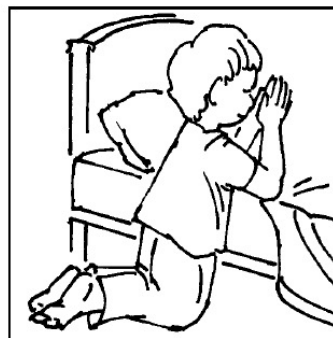

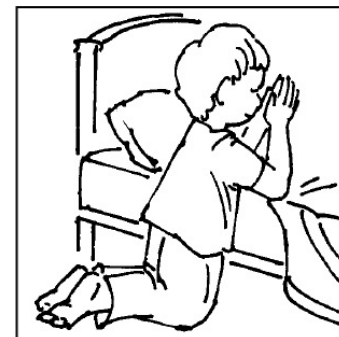
Enter your **SECRET CODE** to unlock games @  
[games.childrensbulletins.com](http://games.childrensbulletins.com)

**SECRET CODE**  
**XWJH21**



Jesus said, "Ask and it  
will be given to you."  
God gives when we ask.

Match the pictures.





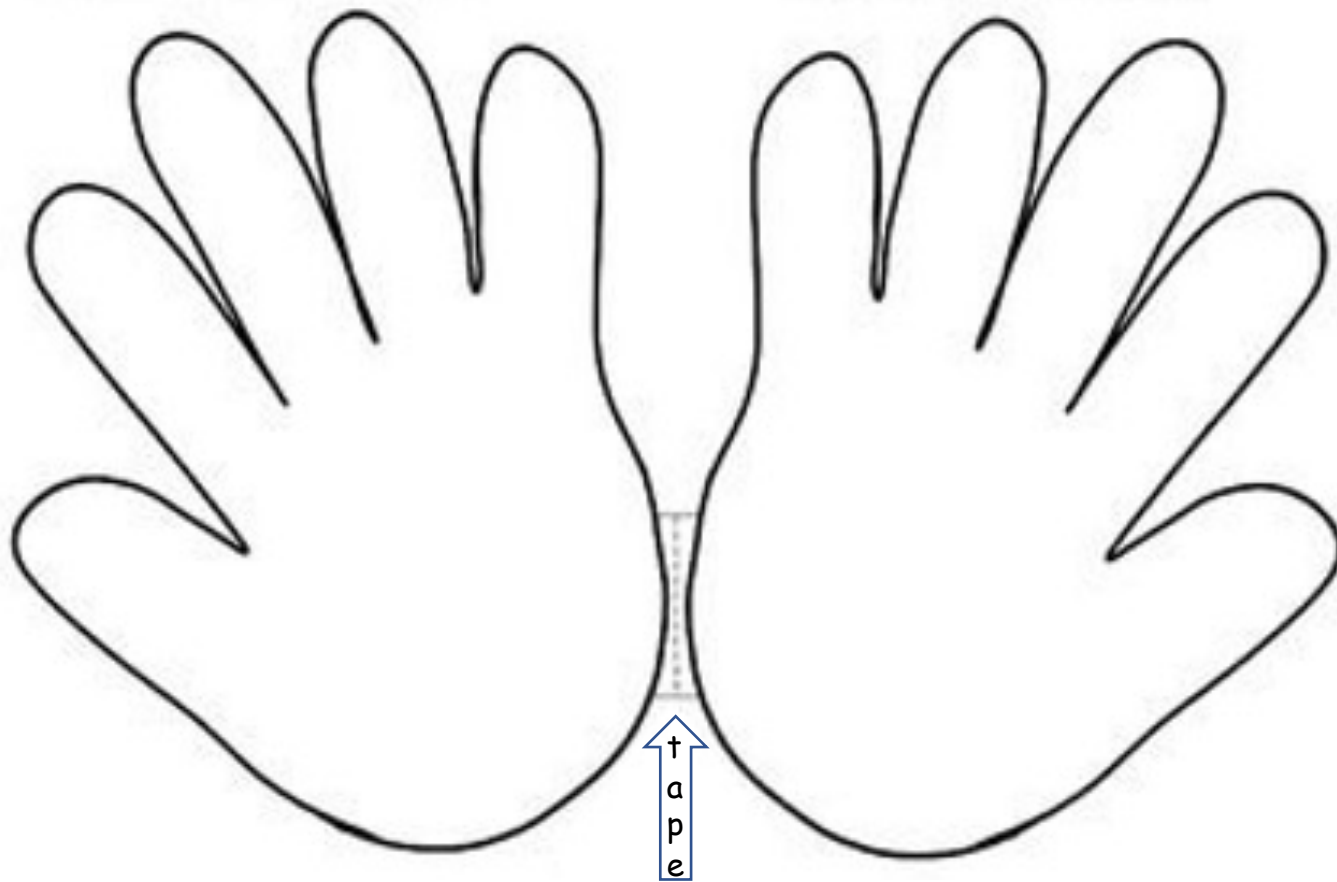
June 13 Just like Jesus, we can talk to God.


"Pray to me, and I will listen to you" (Jeremiah 29:12, NIV). Praying Hands Booklet

Materials: paper, pencil or crayon, tape

1. Fold the paper in half.
2. Trace your hand on the paper.
3. Keep the paper folded and cut out the hand. Now, you should have two hands.
4. Tape the hands together as shown.

Write or draw your prayer requests and God's answers to your prayers.





**Do not lose heart.  
Do not worry.**

"Pray to me, and I will listen to you"  
(Jeremiah 29:12, NIV).

June 13, 2021

<https://www.childrensbulletins.com/games/playgame.aspx?bulletinId=2407>

"Pray to me, and I will listen to you" (Jeremiah 29:12, NIV).




June 13, 2021

<https://www.childrensbulletins.com/games/playgame.aspx?bulletinId=2407>


June 14, 2021

## How to Draw a Bible


Draw a rectangle with a center line.




Add four curves to the top and bottom.



Add pages at left and right and add a spine in the bottom middle




Fill in the bottom of the Bible for the cover.



Color the cover with black around the edges and draw page lines.

Now cut out and paste the memory verse in your Bible..

"I have hidden your word in my heart that  
I might not sin against you" (Psalm 119:11).





**Do not forget  
what you  
have heard**



June 14, 2021

<https://www.childrensbulletins.com/games/playgame.aspx?bulletinId=2407>

**June 15** "How good and pleasant it is when God's people live together in unity!" Psalm 133:1 (NIV)  
The Holy Spirit appeared as a dove when Jesus was baptized.


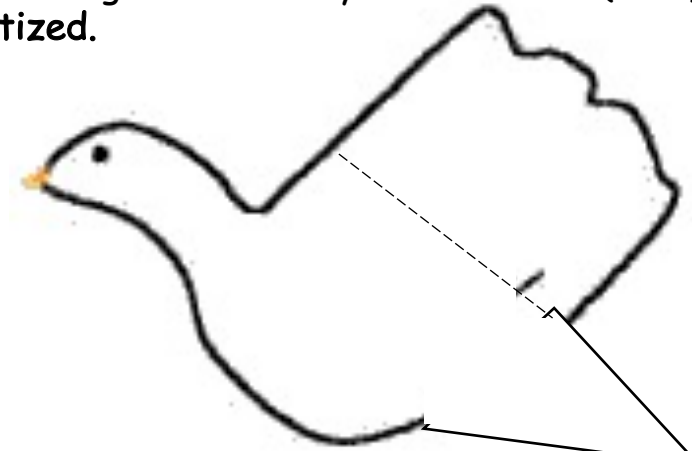
**Materials:**

- white paper
- pencil or crayon
- orange crayon
- scissors
- glue stick or glue

**Instructions:**


- Fold paper in half
- Place hand on white paper with fingers squeezed together and thumb extended as far as possible
- Trace around hand
- Use marker or pencil to draw on a small wing and eye
- Use orange crayon to draw on a beak
- Add a small triangle to the back for a tail.
- Cut out bird while paper is still folded (you'll have two birds).
- Glue the bodies together, up to the dotted line.
- Fold the two wings back so that the dove can fly.
- Have fun flying your Dove of Peace!

Taping a penny or attaching a paper clip below the wings may help it to fly farther.



**The apostles saw tongues  
of fire on each of them.**

June 15, 2021



## The Holy Spirit Comes

“When the day of Pentecost came, the apostles were together in one place.”

Count the apostles.    5    7    9    12    ?



Peter



James



John



Judas son  
of James



Andrew



Matthias



Bartholomew



Matthew



Thomas



James



Philip



Simon

Suddenly a sound like the blowing of a violent wind came from heaven and filled the whole house.

Circle 7 differences in the second picture.



June 15, 2021

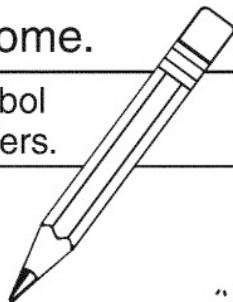




## The Work of the Holy Spirit

Jesus said that  
the Holy Spirit would come.

Trace the shape to draw a symbol  
for the Holy Spirit. Trace the letters.




June 15, 2021

Enter your **SECRET CODE** to unlock games @  
[games.childrensbulletins.com](http://games.childrensbulletins.com)

**SECRET CODE**  
**KYRGE6**

Circle these words in the puzzle:

HOLY SPIRIT TRUTH GLORY JESUS



B	H	O	L	Y	C
S	P	I	R	I	T
D	T	R	U	T	H
G	L	O	R	Y	F
J	E	S	U	S	G





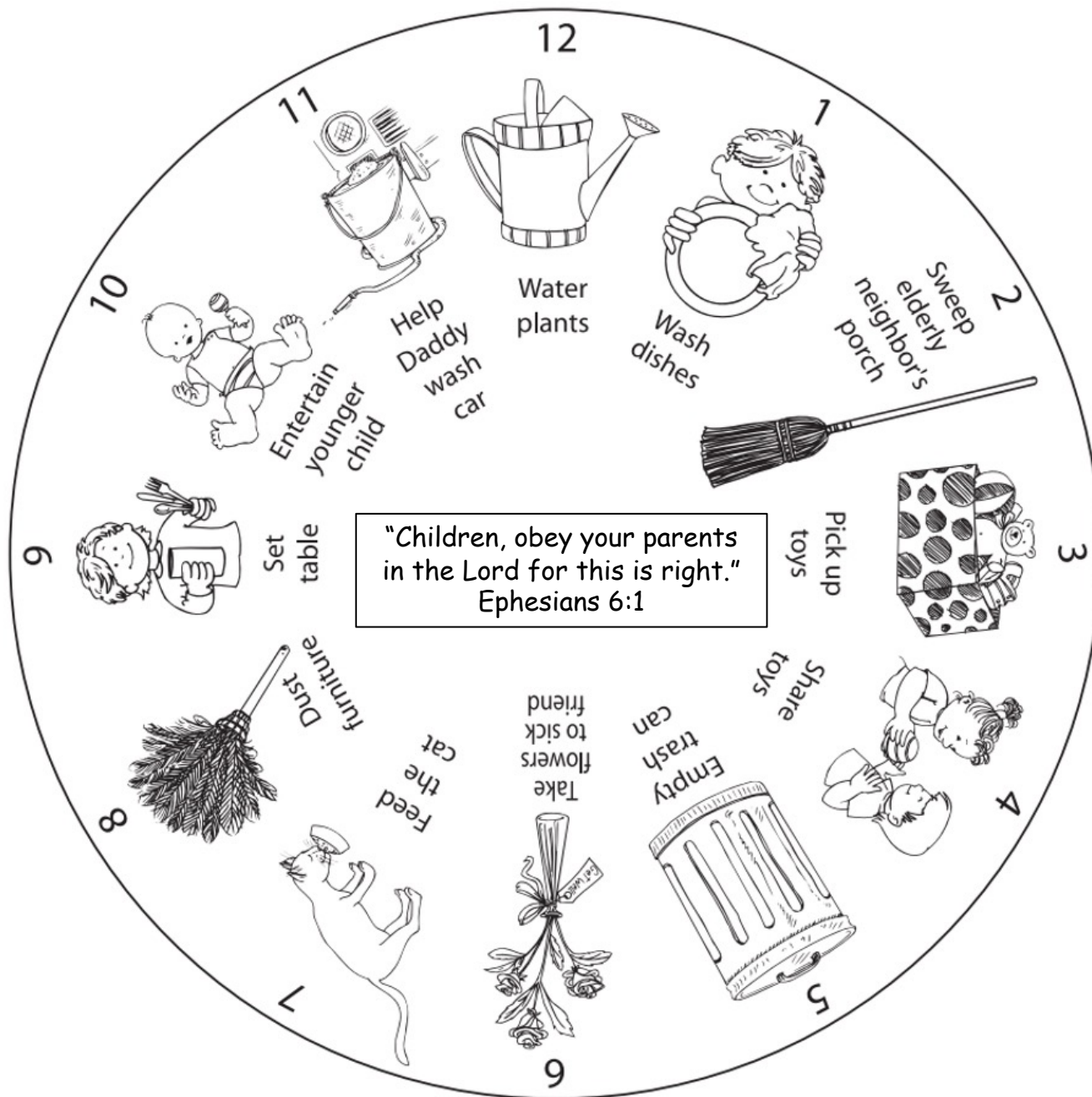
"A friend  
loves  
at all  
times..."  
Proverbs  
17:17a

June 16, 2021

1. Decorate the doorknob hanger.
2. Fold the paper along the dotted line.
3. While the paper is folded, an adult should cut out the doorknob.
4. Glue the doorknob to its back.




June 17, 2021



These are pictures of things that you can do to obey your parents or help others as Jesus did. You can either have your parents pick one each day or surprise your parents and choose one way to help each day. Which things do you already do? Which of these things have you never done before? Do you think the people you help will be happy? Remember . . . We are like Jesus when we obey and help.

It is right for children to  
obey their parents.

Put the pictures in order. 1 2 3 4




The commandment to honor our parents  
comes with a special word.

Write the beginning sound for each picture.



# 's *HELPING CHART*

(Child's Name)



I obey and  
help like  
Jesus did!

I obey and  
help like  
Jesus did!

I obey and  
help like  
Jesus did!

I obey and  
help like  
Jesus did!

I obey and  
help like  
Jesus did!

I obey and  
help like  
Jesus did!

I obey and  
help like  
Jesus did!

I obey and  
help like  
Jesus did!

I obey and  
help like  
Jesus did!

I obey and  
help like  
Jesus did!

Whatever you did for one of the least of these brothers and sisters of mine, you did for me" (Matthew 25:40).

**We serve God when we do our best work.**

**Color in a coupon each time you do your best work.**

June 18, 2021



# Serving Jesus by Doing Good

Serve Jesus by doing good.

Count those serving Jesus. Trace the numbers.



Jesus said, "Whatever you did to help others, you did for Me."

Circle 7 differences in the 2nd picture.

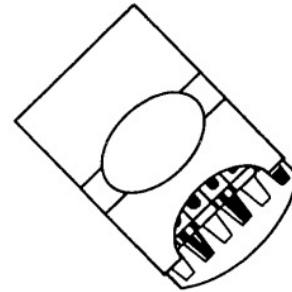




When you help others,  
you care for Jesus also.




Match the children with what they need.




Color these pictures.  
Help someone feel better!


Someone is thirsty.  
Fill the cup.



Someone is hungry.  
Put food on the plate.



Someone needs a shirt.  
Color this one like yours.



Someone feels bad.  
Give them a flower.



June 19 Lesson 12 Pharaoh took away Joseph's prison chains and gave him a golden chain when he put him in charge of all of Egypt.

1. Cut out each strip.

2. Take one strip of paper and curl around so the two length ends meet. Glue or staple the ends together.



3. Feed your next strip through the middle of your first chain link. Repeat until you've reached the length of chain that you want.

4. Share it with someone as you tell them how God helped Joseph when he had big and small jobs to do. He will help you, too, if you just ask Him.

I cannot do it...

but God will.

GENESIS 41:16

God can help us

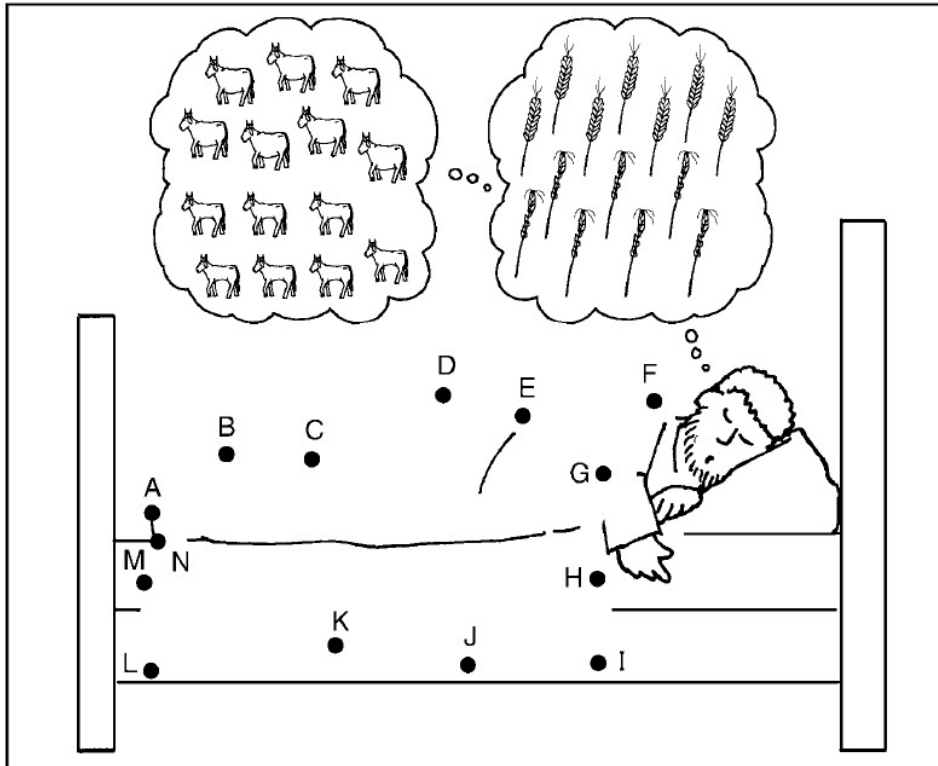
do anything.



## Joseph Explains Pharaoh's Dreams

Pharaoh had strange dreams.  
No one could explain them.

Connect the dots.  
A B C D E F G H I J K L M N



Circle 9 differences in the second picture.

