


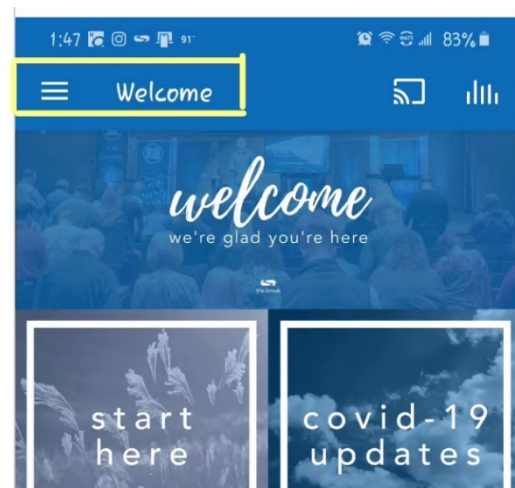
# Push Notifications Instructions for Kids Ministry

First download the app from your favorite app store.

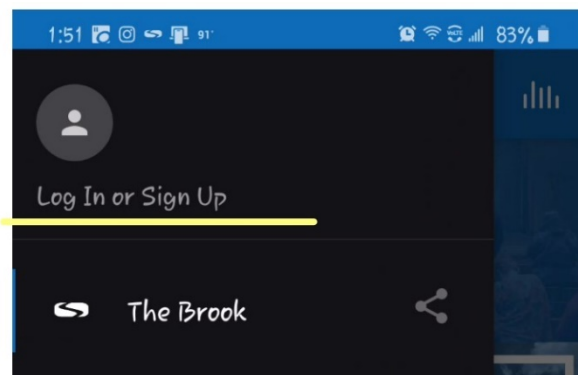


SUBSPASH®

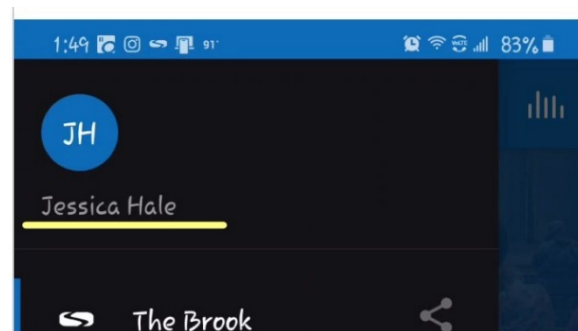
Once you have the app, in the top left hand corner, by the WELCOME, push the three lines.



If you already have a log in to the app, make sure you are signed in. If you do not have a log in for the app, please make one at this time by following the instructions after pushing on the Log In or Sign Up option.

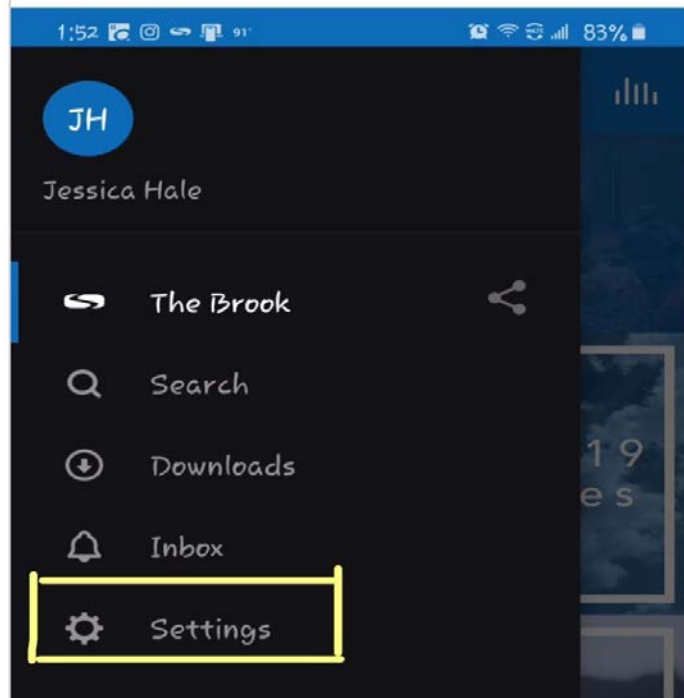


Once you are logged in, your name will appear in the corner.



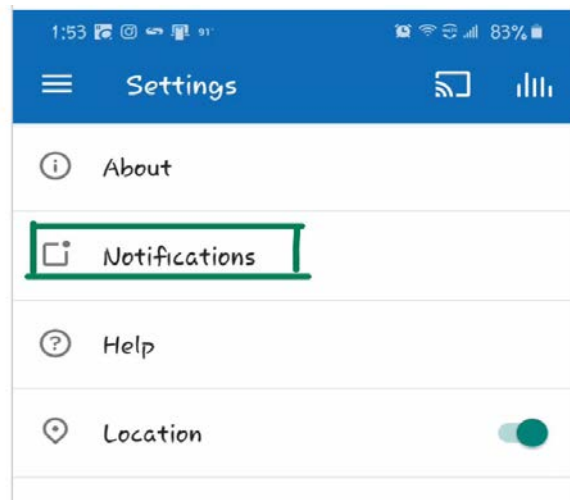
Below your name will be the following options:  
The Brook, Search, Downloads, Inbox and  
Settings.

Select the Settings Option.



Under your Settings Options, there will be Notifications.

Select Notifications.



Toggle On the Kids Ministry Notification Option.

Then you can exit out of the app.

Double check your device notification settings through  
the settings of your main operating system as well. All  
devices are a little different but make sure you have  
given The Brook Church App permission to send  
notifications.

You will receive notifications for Kids Ministry when we  
have a new online service or special event happening.

