

PRAISE PARTY PACK

INSIDE
OUT

1. Let the Party Begin



Every big event, especially a family date night with Jesus require a bit of preparation. Follow these 5 easy steps to prepare for your party.

Also included in your "Praise Party Pack" is fun praise party activities.

Remember God wants us to have fun !



"True joy can be obtained in the heartfelt gratitude of God's love, mercy and grace!" Romans 15:13

4. Craft Worship

Design your own Guitar
or
Make your own Glow Costume



2. Decor & Dress Code

- Balloons
- Glow Sticks
- Fairy Lights or torches
- Dress -Up (have best dressed competition)

3. Praise Party Fuel

Baking fun or get some of your favourite party food.

- Make your own Microphone Cones
- Pizza & Donuts
- Hot Chocolate
- Popcorn

5. Get your Game On

- No materials need other than your dancing shoes.
- Freeze Game included in the Praise Party Video

PRAISE PARTY PACK

INSIDE
OUT

2. Decoration Ideas



Glow Jars

First add the liquid from 4 necklace glow stick into a glass jar. Carefully turn the jar on its side, without pouring any of the liquid out. Roll the jar slowly to coat the inside with the liquid. Sprinkle glitter into the jar until all sides are covered.

*"Your Word is a lamp onto my feet
and a light to my path."*

Psalm 119:105



PRAISE PARTY PACK

INSIDE
OUT

3. Praise Party Fuel




- Use your favourite easy and simple cupcake recipe using the small cupcake baking tray.
- Use icing to fix cupcakes into cones.
- Continue to ice and decorate with silver sprinkle.

“The whole crowd of disciples began joyfully to praise God in loud voices for all the miracles they had seen: ‘Blessed is the king who comes in the name of the Lord! Peace in heaven and glory in the highest. Some of the Pharisees in the crowd said to Jesus, Teacher, rebuke your disciples. I tell you, he replied, if they keep quiet, the stones will cry out.’— Luke 19:37-40


Sing your favourite song out loud to Jesus !

PRAISE PARTY PACK



4. Craft Worship

- Design and decorate your own guitar.
- Cut out when you're done.






PRAISE PARTY PACK



4. Glow Costume



You only need glow sticks and the 50mm sticky tape to create this awesome outfit. You want your glow stick to last so we suggest to make the outfit just before the party starts. We recommend you crack your glow stick before taping them together and then onto your body. Remember to wear black to really get this cool effect.

Make a video of all your praise moves and post them into Instagram
@newlifechurch_insideout #insideoutpraiseparty2020