



FAMILY LESSON - WEEK 2

Materials: Paper, Coloring Utensils

CIRCLE UP

Use this time to gather together and get everyone talking.

ASK

Would you rather have a family movie night or a family game night?
Would you rather eat pizza together or grill hamburgers together?
Would you rather have a karaoke contest or do a Lego challenge together?

SAY

I'm so thankful that God has given us each other. But even though we have family members and friends who love us, we may still feel lonely or sad sometimes. That's why we need to know this today — say it after me:

Elementary (ES)

When I Feel Lonely, (thumbs down)
Jesus Is With Me (point up)

Preschool (PS)

When I'm Sad, (make sad face)
God (both hands point up)
Loves Me (hug self)

WATCH

Watch today's Elementary and/or Preschool video on the web page where you found this lesson or on the KidSpring App or YouTube channel.

ASK your Elementary Schooler:

When is a time that you have felt lonely?
(Parents, share too, and explain how you felt Jesus' presence during that time)

When you feel lonely, what truth can you remember from God's Word? (That He is always with you)

ASK your Preschooler:

When Jonah was feeling sad inside the fish's belly, what did he do? (He prayed)

Can you pray and talk to God when you're sad? (Yes, because He loves you)

HAVE FUN TOGETHER

Create a set of “Stop, Look, & Listen” Signs, and put them in a place where your family will remember to use them when their emotions are feeling out of control.

DO

1. Draw your own signs like the ones below, or print and color the signs from the web page where you found this lesson.



2. When you're finished, hang the signs on your refrigerator or in a helpful place where your child can go to deal with their feelings.
3. Remind your child what each sign reminds us to do, or see if they can tell you:
 - STOP - stop, take a breath, and name what you are feeling
 - LOOK - look at what is really going on in the situation
 - LISTEN - listen to what God says by praying, reading the Bible, or thinking about a Bible verse you have memorized.

PLAY

Practice saying the memory verse together a few times, then play “Muddy Boots.” Sit in a circle and have everyone put their feet in the middle. Going around the circle, have each person stomp as they say the next word of the verse. Whoever stomps their foot on “20” is out. Play until one foot is left.

Elementary (ES)

But even if we (thumbs to chest)
Don't feel at ease, (cross arms)
God is greater (point up)
Than our feelings (pat heart)
And He knows everything. (arms out wide)
1 John 3:20 (make book with hands)


Preschool (PS)

God is greater (point up)
Than our feelings (pat heart)
And He knows (point up)
Everything. (arms out wide)
1 John 3:20 (make book with hands)

PRAY


Jesus, thank You for always being with us. Help us to remember that You are here and that You love us, especially when we feel sad and lonely. We love You! Amen.

**This guy feels lonely and sad. Say today's Need to Know
as you help him find some friends!**



**Elementary Need to Know:
When I Feel Lonely,
Jesus Is with Me**


**Preschool Need to Know:
When I'm Sad,
God Loves Me**



Preschool Need to Know: When I'm Sad, God Loves Me

Preschool Bible Story: Jonah (Jonah 1-4)

Preschool Memory Verse: "God is greater than our feelings, and He knows everything." 1 John 3:20 (CEV)



**When you feel sad, use me
to turn your frown upside
down and remember:**

**When I'm Sad,
God Loves Me!**

