



Please follow the instructions below for signing up for online/electronic giving at Community Reformed Church

- 1) Go to www.communityrc.org/giving

GIVING

Set up your recurring giving using this portal below. Using this safe and secure portal, you can send one-time gifts, schedule recurring giving, and even look back on your giving history. If you would like more of your gift to reach the church, please use the ACH Bank Account option which has the lowest processing fee.

FUND

General Fund

FREQUENCY

One-Time Weekly Monthly Eve

\$ 0

Enter a dollar amount to make a gift.

RECENT POSTS

- Watch from home
- Youth Groups for the upcoming weeks
- Sunday School To Go

UPCOMING EVENTS

M	T	W	T	F	S	S
24	25	26	27	28	29	1
2	3	4	5	6	7	8
9	10	11	12	13	14	15
16	17	18	19	20	21	22
23	24	25	26	27	28	29
30	31	1	2	3	4	5

March 2020

- 2) Returning users can log in to their account using the gray 'person' icon above and to the right of the 'Fund' section to view account information, giving history, etc.
- 3) Choose the fund you'd like to give towards in the drop down menu under 'Fund', choose how often you'd like to give in the 'Frequency' slider, and the amount you'd like to give in the \$ section (the initial value is always zero).

4) Once this information is filled in scroll down the page until you see the 'Next' button.

GIVING

Set up your recurring giving using this portal below. Using this safe and secure portal, you can send one-time gifts, schedule recurring giving, and even look back on your giving history. If you would like more of your gift to reach the church, please use the ACH Bank Account option which has the lowest processing fee.

FUND

General Fund

FREQUENCY

One-Time Weekly Monthly Even

One-Time gift of \$5.00 to the General Fund Fund on March 20, 2020

NEXT

RECENT POSTS

- Watch from home
- Youth Groups for the upcoming weeks
- Sunday School To Go

UPCOMING EVENTS

M	T	W	T	F	S	S
24	25	26	27	28	29	1
2	3	4	5	6	7	8
9	10	11	12	13	14	15
16	17	18	19	20	21	22
23	24	25	26	27	28	29
30	31	1	2	3	4	5

March 2020

5) Click 'Next' and a new screen will open (secure.subsplash.com) and you will be asked to sign up/log in using Email or Facebook.

Community Reformed Church

\$5

Choose an option to sign up or log in.

Continue with Email

Continue with Facebook

SUBSPASH*

- 6) Click 'Continue with Email' and enter your information if it is your first time giving electronically. After your information is entered click 'Sign Up'.

The screenshot shows a web browser window with the URL `auth.subsplash.com`. The page title is "Giving - Community Reformed Church". The main heading is "Let's get you set up.". Below the heading are four input fields: "First Name", "Last Name", "Email address", and "Password". Below these fields is a line of text: "By clicking on Sign Up, you agree to [Subsplash's Terms of Use](#) and [Privacy Policy](#)". Below this text is a large, dark, rounded button labeled "SIGN UP". At the bottom of the form area, there is a link: "Already have an account? [Log In](#)". At the very bottom of the page is the Subsplash logo, which consists of a small house icon and the text "SUBSPASH".

- 7) If you already have an account, click the 'Log in' link at the bottom of the page in Step 6.

The screenshot shows a web browser window with the URL `auth.subsplash.com`. The page title is "Giving - Community Reformed Church". The main heading is "Welcome back!". Below the heading are two input fields: "Email address" and "Password". Below these fields is a large, dark, rounded button labeled "LOG IN". Below the button is a link: "Forgot Password?". Below that is another link: "Need a Subsplash account? [Create an Account](#)". At the very bottom of the page is the Subsplash logo, which consists of a small house icon and the text "SUBSPASH".

- 8) Enter the email address and password you used when signing up for electronic giving and click 'Log In'.
- 9) Once logged in the information you entered in Step 4 will be displayed and you will be asked to confirm the gift. Note: You will also have the option to cover the processing fees of your gift by checking the 'add to my gift' button.

secure.subsplash.com

Giving - Community Reformed Church

Confirm gift

\$5

CARD INFO

GIFT INFO

Fund

General Fund

Frequency

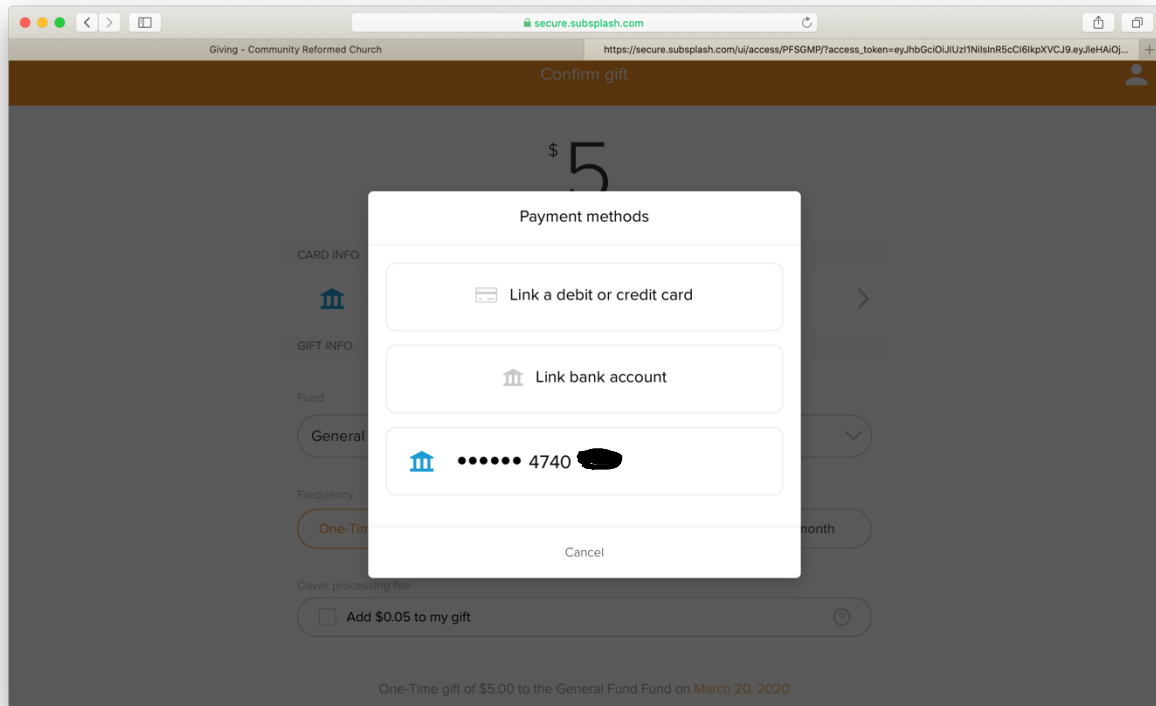
One-Time Weekly Monthly Every two weeks Twice a month

Cover processing fee

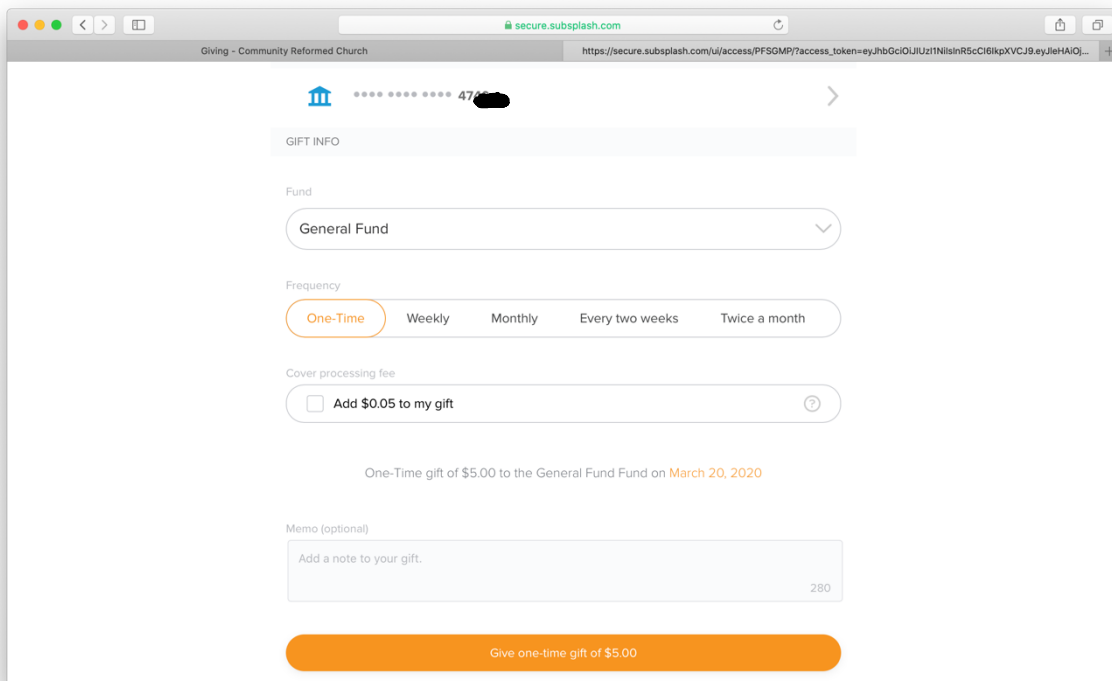
☐ Add \$0.05 to my gift


One-Time gift of \$5.00 to the General Fund Fund on March 20, 2020

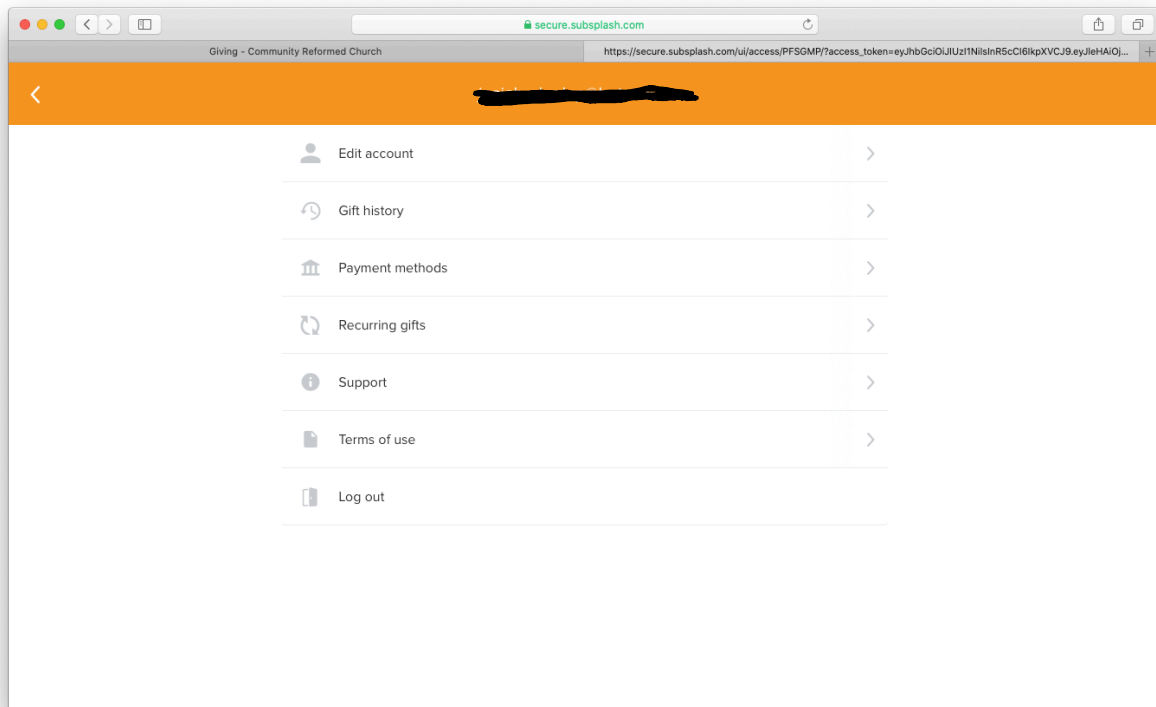
10) At this point you have the option of changing your payment method or linking a new card or bank account by clicking the '>' symbol under 'Card Info'.



11) Once the correct payment method is selected click the big orange 'Give' button at the bottom of the screen. You will receive confirmation of your gift via email.



12) You can log in to your giving account anytime to update your account information, view your gift history, update your payment methods, and view your recurring gifts. Just click the  symbol to be directed to log in without specifying a gift amount.



Thank you for supporting the mission and ministry of
Community Reformed Church!