




VBS REGISTRATION INSTRUCTIONS

STEP 1: Go to www.frpcdetroit.com/vbs, and click “Child Registration”




STEP 2: Click “Register”

[Home](#) [New Member App](#) [Member Update App](#) [FRPC Liability Form](#) [Signups](#)  

2022 Vacation Bible School

July 25–29, 2022



SEEK OUT THE UNIVERSE

GENESIS 1
SPACE PROBE

Registration closes Jul 11 at 12:00am

[Register](#)

Details

Come join us!

UPCOMING DATES

Jul 25, 2022
5:30–8:30pm

VBS REGISTRATION INSTRUCTIONS

STEP 3: Enter your phone number or Click “Use Email address instead”

To get started, enter your mobile number.
We'll send you a code you can use to log in or create
an account.

888-555-1212

By continuing, you agree to Planning Center's [Terms of Service](#) and [Privacy Policy](#).

Next

Use email address instead

STEP 4: Enter the 6 digit code you were sent as a text message or by email if you used your email instead.

Please enter the six-digit code sent to 7347874421:

000000

Next

Edit mobile number

Resend code

VBS REGISTRATION INSTRUCTIONS

STEP 5: Enter your First and Last Name of the parent (you will enter your children later on) and click “Next”.

Almost there! Enter your first and last name to complete your profile.

Next

This site is protected by reCAPTCHA and the Google [Privacy Policy](#) and [Terms of Service](#) apply.

STEP 6: You will see your name and click the check box and select if you are a “Parent who is volunteering or not volunteering”.

2022 Vacation Bible School

Attendees

Select participants



Me (JOHN SMITH)

Please select

Parent of Child(ren) - Non Volunteer

Parent of Child(ren) - Volunteer

Child Registration

4 - 13 year olds by July 24, 2022

Volunteer

at least 13 years old by July 24, 2022


+ Add someone else

Next: Details

VBS REGISTRATION INSTRUCTIONS

STEP 7: To add your children click “Add someone else” and enter your child’s first and last name and select “Child Registration” and enter their birthday (Add all your children here). Then click “Details”

Select participants

☒  Me (JOHN SMITH)

Parent of Child(ren) - Non Volunteer

☒

Child

1

Email address (optional)

☐ This person is in my household

Child Registration

Birthdate

6/7/2022

4 - 13 year olds by July 24

☒

Child 2

Last name

Email address (optional)

☐ This person is in my household

Child Registration

Birthdate

6/7/2022

4 - 13 year olds by July 24

+ Add someone else

VBS REGISTRATION INSTRUCTIONS

STEP 8: Fill out the information for each person listed, starting with the parent then click “continue to child”



JOHN SMITH
Parent of Child(ren) - Non Volunteer

Personal information

Address *

Home ▾

street address

apt/unit/box

city

state

zip code

+ Add address

Phone number *

Mobile ▾

phone number

+ Add phone number

Email address *

Home ▾

romoboy11051012@yahoo.com

+ Add email address

Gender *

▾

Questions

Parent Additional Questions

Church Membership *

Select... ▾

Church Membership - Other

If you selected Church Not Listed, Please list your church below.

Person(s) Authorized to Pick-Up Your Child(ren)

Please provide the First and Last Name and Phone Number of each authorized person(s).

Continue to Child

VBS REGISTRATION INSTRUCTIONS

STEP 9: Fill out the child's information. Make sure you select T-Shirt Size, then click "Submit"



Child 1

Child Registration

Personal information

Gender *

Male

Birthdate *

6/7/2017

Grade Most Recently Completed *

1st

Medical notes

Example: Peanut and gluten allergies

Emergency contact *

JOHN SMITH

Add-Ons

☒ T-Shirt Size

Free

✓ Please select

3T

4T

XS - Kids

S - Kids

M - Kids

L - Kids

S - Adult

M - Adult

L - Adult

XL - Adult

XXL - Adult

Qu

Ch

Ar

Pl

wo

tions

ns

Additional comments/concerns regarding your child that

we need to know.

Submit

VBS REGISTRATION INSTRUCTIONS

STEP 10: Review your registration and click “Complete Registration”

Review your registration

Parent of Child(ren) - Non Volunteer

 JOHN SMITH

Child Registration

T-Shirt Size - S - Kids

 Child 1

Complete registration