

LÊVÊ LETTERS

From São Tomé & Príncipe

Special Note of Explanation

“LÊVÊ LÊVÊ” is a phrase used on São Tomé to represent the way of life or rather the philosophy that governs life here on the island.

LÊVÊ is a Forro word, which is the main dialect of São Tomé. The word means “light” or “easy”.

Literally the phrase means “light, light” or “easy, easy”, but it would be best stated in English as “easy going” or “take it easy”.

TABLE OF CONTENTS

Page 1

- * Prayer Letter
- * Contact Information
- * Mission Statment
- * Note of Explanation

Page

2-10

- * Construction
Project
Pictures

- * Language
-House

Dear Praying Friends and Family

October 2019

Construction has begun! We set the first of August to start, with a plan of action prepared, and then God turned it all upside down. We intended to begin work with the property wall and the foundation for the house, however, the Lord in His infinite wisdom changed things around so that we had to focus on getting electricity and water to the property first.

Our friend Sanu pointed us to a technician from the electric company who helped us each step of the way with the installation of both utilities. August was spent buying electric poles, wire and pipe for the water, along with digging holes for the poles and a trench to lay the pipe in.

In all we cemented in 4 electric poles and strung right at 575 feet of wire from the main line juncture to our house. Then we dug out a trench and laid out a touch over 1300 feet of pipe from the main water line. In an incredible demonstration of His power and care, the Lord helped us to finish both installations before the end of August. To put that into a better perspective, the Lord accomplished for us in just 1 month what many people wait over a year for. What an amazing God we serve!

At the beginning of September we were thrown a bit of a curve when the São Tomean government stopped the sale of brown sand that is dug more inland and ideal for structural work. The only other alternative is the sand that is gathered from the ocean floor. And though it is readily available, it is laced with salt which causes the metal reinforcements inside the concrete to rust, swell and literally break the walls and ceilings apart. Once again, however, the Lord demonstrated His impeccable timing and clear direction helping us to find out just in time to be able to have what should be enough brown sand delivered to complete the basic concrete structure of the house. The rest, including the bricks and the property wall can be made using ocean sand. Even the quality of sand that we use is not beyond His care!

September was a very busy month digging and pouring the concrete pillars for the house itself, and then the concrete cross-beams that will tie it all together. Once this part is finished, which will hopefully be during the first part of October, we will have the basic skeletal structure of the house completed and will begin looking at the roof, walls and floors. Please pray with us for the Lord’s provision and continued clear guidance as we move slowly but steadily forward. Our prayer is that, if it would be the Lord’s will, that He would help us to be able to finish enough of the house for us to move in before Christmas.

Our move up into the area of our ministry will give us greater opportunity for interaction as well as participation in the daily lives of our people, which, we have found, is a needful element in the relationship building process. Not only does it provide greater availability on our part to our people, but it will also help to strengthen the bond and fellowship with the believers in our group, and allow a greater connection with those we are praying for and seeking to win to the Lord, not to mention future contacts. Please continue to pray for this construction project as it unfolds and develops.

The church is going well, though we lost another of our core group, who left to find work on Príncipe. We are back down to a very small number again, but we are all continuing on and earnestly praying for more visitors, souls saved and lives established in Him.

Thank you all once again for your faithfulness in your prayers and support, and don’t forget to check out our email prayer letter, if you receive it, for pictures of the construction process.

Your Servants for His Service,

Doug + Amanda Claypool

The Claypools

Doug, Amanda, Morgan, Kaitlyn and Sean



THE CLAYPOOLS

Field Address:

Caixa Postal 1040
São Tomé
São Tomé & Príncipe

Mailing Address:

304 E Bittersweet Rd
Washington, IL 61571

Email:

adclaypool@yahoo.com

Sending Church

Liberty Baptist Church
2089 S. Liberty Rd.
Rochester, IN 46975
Pstr. Bill McSpadden

Mission Board:

Baptist International
Missions Inc.
P.O. Box 9
Harrison, TN 37341-0009
Field Director -
Eric Bohman

MISSION STATEMENT

Primary Objective:

Indigenous Church
Planting

Accomplished By:

- Leading People to Christ
- Discipleship
- Training of Local Pastors
& Church Leaders

Methods Used:

- English Classes
- Bible Studies
- Gospel Literature
- Children’s Clubs
- Any means by which
God gives us an open
door to reach our people

End Goal:

To see strong, grounded, missions minded churches that are self-governing, self-propagating and self-supporting, established throughout the islands, able to grow and perpetuate themselves regardless of the presence of a missionary or outside help.



LÊVÊ LETTERS

From São Tomé & Príncipe

House Construction Project



The Property Before Work Began

VOCABULARY

Listen

English: House

Portuguese: Casa
[KAH-zuh]


Forro: Ke
[KEH]



**Clearing Ground And
Squaring Off The Position Of
The House With Fishing Line**

Pronunciation Key:

~Say the syllables together
smoothly
~Capitals indicate a stressed
syllable



LÊVÊ LETTERS

From São Tomé & Príncipe

House Construction Project



Measuring And Marking House Layout



**Setting Electric Poles
In Place**



LÊVÊ LETTERS

From São Tomé & Príncipe

House Construction Project



Stringing Electric Wire



Stringing The Electrical Lines



LÊVÊ LETTERS

From São Tomé & Príncipe


House Construction Project



Digging The Water Line



Helping To Dig The Water Line



LÊVÊ LETTERS

From São Tomé & Príncipe


House Construction Project



Inspecting The Water Line



Filling In The Water Line Trench
-About 1 week to dig
-About 4 hours to fill



LÊVÊ LETTERS

From São Tomé & Príncipe


House Construction Project



**Digging, Setting and Filling
The Concrete Pillars**



All Of The Concrete Is Mixed By Hand



LÊVÊ LETTERS

From São Tomé & Príncipe


House Construction Project



**Building Boxes (above) and
Tieing Together Iron Reinforcements (below)
For The Concrete Structural Beams**



**Dropping In The Iron Reinforcements
for the Concrete Structural Beams**



LÊVÊ LETTERS

From São Tomé & Príncipe

House Construction Project



**Filling The Concrete
Structural Beams**



Structure Taking Shape



LÊVÊ LETTERS

From São Tomé & Príncipe

House Construction Project



**Resting After A
Hard Days Work**



Floor Beams In Place