




# WEEK 3

## PRESCHOOL OVERVIEW



### THE BIG IDEA

Jesus gives encouragement.

### THE BIBLE

The Miraculous Catch of Fish:  
John 21:1-17

### STUFF FOR THIS WEEK

#### TEACHING – WEEK 3

- ▶ How to Prepare
  - ▶ [Shopping List](#)
  - ▶ [Prep List](#)
- ▶ [Lesson Outline](#)
- ▶ [Toddler Hacks](#)
- ▶ [Lesson Guide](#)
- ▶ [Printables](#)

#### PARENTS & VOLUNTEERS

- ▶ [Week 3 Volunteer Email](#)
- ▶ [Weekly Volunteer Huddles](#)
- ▶ [Monthly Parent Email](#)
- ▶ [Parent Handouts](#)
- ▶ [Social Media Plan](#)
- ▶ [Memory Verse Sign Language](#)

### HOW TO PREPARE FOR THIS WEEK



#### DESIGN

We made **lots of graphics** for you! Use them to create slides, social media posts, and more! You can find them in your [Graphics & Video folder](#).



#### SHOP

**We made a list** of everything you'll need to buy, borrow, or dig out of your storage closet in order to make this week happen. Get your editable shopping [right here](#).



## PREP

We made a list of everything you'll need to print, cut, glue, build, or make in order to make this week happen. Get the list [right here](#).



## CUSTOMIZE

You know your kids and ministry better than we do, so **you'll probably want make some tweaks** to this week's lesson. You can do that by editing the Word document in your series downloads, or the [Message Builder](#), or [the Grow App](#).



## HACK

If you're using Grow for your toddlers, you may want to make some tweaks to make it more age appropriate. **Get the Toddler Hacks** for Week 3 [here](#).



## COMMUNICATE

To make sure volunteers and parents are in the loop, don't forget about these . . .

- ▶ [Week 3 Volunteer Email](#)
- ▶ [Weekly Volunteer Huddles](#)
- ▶ [Monthly Parent Email](#)
- ▶ [Parent Handouts](#)
- ▶ [Social Media Plan](#)
- ▶ [Memory Verse Sign Language](#)



# WEEK 3

## PRESCHOOL LESSON OUTLINE

# RISE UP



### THE BIG IDEA

Jesus gives encouragement.

### THE BIBLE

The Miraculous Catch of Fish:  
John 21:1-17

### THIS WEEK AT A GLANCE

### WELCOME TIME

- MUSIC** | Summit Songs
- ACTIVITY** | Adventure Team
- ACTIVITY** | We Need S'more Kindness

### TEACHING TIME

- SCRIPTURE** | John 21:1-17
- THE BIG IDEA** | Jesus gives encouragement.
- VIDEO** | Rise Up, Episode 3
- STORY** | Campfire with Jesus
- PRAYER**

### DISCUSSION TIME

- SNACK** | Campfire S'mores
- ACTIVITY** | Create-A-Campfire
- ACTIVITY** | Rock, Paper, Cheerers
- MEMORY VERSE** | Romans 10:9 (NIV)


### PLAY TIME

- ACTIVITY** | Coloring Page
- ACTIVITY** | Fishing with Nets
- ACTIVITY** | Big Idea Fish



# WEEK 3

## HACKS FOR TODDLERS



**BY DARBY GEORGE**

### HOW TO HACK THIS SERIES FOR TODDLERS

In children's ministry, you've got a wide range of ages you need to engage every week, but toddlers tend to get overlooked. But you know your toddlers need more than just babysitting, so here are a few adjustments you can make to this week in order to keep your toddlers more engaged.

#### **ACTIVITY | Adventure Team**

Create a maze on the ground and have the kids follow their "adventure leader" around while holding hands or holding on to a piece of rope. Set up a [pop-up tent](#) to try to squeeze into at the end of the maze.

#### **ACTIVITY | We Need S'more Kindness**

Have them repeat some encouraging phrases after you, "You make me smile," "You are a good friend," "I'm happy you're here," "Jesus loves you," etc.

#### **THE BIG IDEA | Jesus connects us to each other.**

Like last week, punch a few holes in the top of the mountain and thread the rope through. After the kids attach the Big Idea sheet for the week onto the front carabiner, give each kid an opportunity to pull on the back side of the rope to bring the Big Idea to the top of the mountain!


#### **SNACK | Campfire S'mores**

Give each kid a bowl with small pieces of graham crackers, mini marshmallows, and chocolate chips. Add milk to make s'mores cereal, for kids without dairy allergies.



# WEEK 3

## PRESCHOOL LESSON GUIDE



### THE BIG IDEA

Jesus gives encouragement.

### THE BIBLE

The Miraculous Catch of Fish:  
John 21:1-17

## WELCOME TIME

#### MUSIC | Summit Songs

- **INSTRUCTIONS:** Invite kids to sing and dance along to fun worship songs to celebrate Jesus, such as, "[Brave](#)."

#### ACTIVITY | Adventure Team

- Hey, everyone! We've been talking all about rising up together this month! Let's start off with another adventure together!
- **INSTRUCTIONS:** Split the kids into teams of three or four, and assign each team an adult leader. They will follow their "adventure leader" to get ready to go camping by rotating through each of the following stations that you set up beforehand: 1) Pitching a tent out of a large blanket or sheet and chairs, 2) Making a campfire using toilet paper tubes and red, yellow, and orange tissue paper. 3) Packing s'mores by putting two graham crackers, 1 marshmallow, and a chocolate square into a Ziploc bag (use [tongs](#) for each item), and 4) Stargazing by spotting all the star stickers you put on the ceiling or a wall using a flashlight.
  - ✂ **TODDLER HACK:** Create a maze on the ground and have the kids follow their "adventure leader" around while holding hands or holding on to a piece of rope. Set up a [pop-up tent](#) to try to squeeze into at the end of the maze.
- Give a high five to everyone on your adventure team!



### ACTIVITY | We Need S'more Kindness

- **Do you know what encouragement means?** It means saying or doing something that makes someone feel good and happy. Let's start with an activity that reminds us to be kind like that.
- **INSTRUCTIONS:** Create a s'more talking prop by wrapping the top of a [spatula](#) with [white air dry clay](#) to make the marshmallow and gluing on two small pieces of cardboard on both sides to be the graham crackers. Have kids and leaders sit in a circle around the floor (you could create a [fake campfire](#) in the middle of the circle for added effect). Start by saying one kind statement about someone in the circle by saying, "One thing I like about you is . . ." and then pass the s'more stick to that kid. That kid says one thing they like about someone else in the circle. Keep going until the s'more comes back to you.
  - ✂ **TODDLER HACK:** Have them repeat some encouraging phrases after you, "You make me smile," "You are a good friend," "I'm happy you're here," "Jesus loves you," etc.
- Sometimes, it can be really hard to encourage someone and help to make them feel better. It gets much easier, though, when we know how to encourage someone! We're going to talk about that today!

## TEACHING TIME

### SCRIPTURE | John 21:1-17

- We're going to tell a campfire story today!
- **INSTRUCTIONS:** Use the fake campfire from earlier. Dim the lights and play the sound of fire crackling, crickets chirping, and water lapping on the shore, if possible. Give each kid a cup of goldfish to eat while you tell the story. You can summarize the story in John 21:1-17 in the following way:
- **Have you ever disobeyed your parents and you knew that they were not happy with you? How did that make you feel?**
  - When Jesus was captured and taken away, Peter was afraid that the same thing would happen to him! So when people asked him, he said he didn't know who Jesus was at all!
  - Peter knew that what he did made Jesus sad. He was probably worried that Jesus would be angry with him.
- One day, the disciples were out fishing. They had been fishing for a long time, but they didn't catch anything.
  - Then, someone appeared and told them to cast the net on the other side of the boat. The net filled with a bunch of fish!
  - They knew only one person was able to do something this amazing – it had to be Jesus!
- Peter was so excited to see Jesus. Peter jumped out of the boat and swam to shore.
  - When Peter got to shore, Jesus invited Peter to sit and eat. The other disciples followed after they brought the boat to shore.
  - Jesus simply asked Peter if he loved Jesus. Of course Peter did!
  - Jesus gave Peter a mission to take care of Jesus' followers everywhere.

- It didn't matter what Peter had done. Jesus wanted Peter to know he still loved him and wanted him to tell everyone else about Jesus!

**THE BIG IDEA | Jesus gives encouragement.**

- **INSTRUCTIONS:** Use the cardboard mountain from last week. Add this week's printed Big Idea to the mountain by attaching it to the rope or carabiner.
  - ✂ **TODDLER HACK:** Like last week, punch a few holes in the top of the mountain and thread the rope through. After the kids attach the Big Idea sheet for the week onto the front carabiner, give each kid an opportunity to pull on the back side of the rope to bring the Big Idea to the top of the mountain!
- Let's say today's Big Idea together: **Jesus gives encouragement.**

**VIDEO | Rise Up, Episode 3**

- **INSTRUCTIONS:** Play this week's preschool [teaching video](#).

**STORY | Campfire with Jesus**

- **INSTRUCTIONS:** Tell a story about a time when you noticed someone who needed encouragement. How did you know? What did you do?
- **What can you say to encourage someone who is feeling sad?**
- **What can you do to encourage someone who is tired?**

**PRAYER**

- Dear God, thank you so much for sending Jesus to encourage us. We all make mistakes, but you forgive us when we do. Thank you for picking us back up and keeping us going. We love You. Amen.

**DISCUSSION TIME**

**SNACK | Campfire S'mores**

- Jesus sat around a campfire with his disciples and ate breakfast, so today instead of bread and fish, we're going to have s'mores!
- **INSTRUCTIONS:** Help kids construct a s'more using the ingredients they packaged from the Adventure Team activity. Use the fake campfire again.
  - ✂ **TODDLER HACK:** Give each kid a bowl with small pieces of graham crackers, mini marshmallows, and chocolate chips. Add milk to make s'mores cereal, for kids without dairy allergies.
- **Which part of the s'more is your favorite?**
- **Have you ever had a campfire before?**
- **What do you think Jesus and his disciples talked about around the campfire?**

### ACTIVITY | Create-A-Campfire

- **INSTRUCTIONS:** *Divide the kids into two teams. Give each team three to five [toilet paper tubes](#) and [red, yellow, and orange crepe paper](#). Give them some tape and instruct them to create a campfire out of their materials.*
- Today, we heard a story about Jesus sitting around a campfire with the disciples, who are followers of Jesus. After you create your campfires, we will sit around and answer questions like Jesus did with the disciples.
- **What did Jesus tell the disciples when he saw them fishing?**
- **How did Jesus encourage the disciples?**
- **What did Jesus tell Simon Peter to do?**

### ACTIVITY | Rock, Paper, Cheerers

- **INSTRUCTIONS:** *Pair the kids and encourage them to play a game of “Rock, Paper, Scissors” against each other, replacing the words with, “Rock, Paper, Cheerers.” Whoever wins the round has to follow around the kid who lost and chant their name and cheer for them. The kids who lost continue pairing up together while the winners continue to cheer. The game continues until two people are left with a huge entourage behind each of them. Whoever loses gets cheered for!*
- Sometimes in life, things don't go like we would like them to and we can get disappointed.
- In those moments, Jesus will encourage us or send others to encourage us! Then, we can feel a little better!
- **How can you encourage others?**
- **Who is one person you can encourage this week?**

### MEMORY VERSE | Romans 10:9 (NIV)

- **INSTRUCTIONS:** *Print out and cut the memory verse printable and put all the fish in a bin. Put up a [fishing net](#) decoration. Have kids come up one at a time to find the fish containing the part of the memory verse you need to put the verse in order.*

## PLAY TIME

*While you're waiting for parents to pick up their kids . . .*

### ACTIVITY | Coloring Page

- **INSTRUCTIONS:** *Provide this week's coloring page and some crayons or markers. Review today's Bible story and Big Idea as the kids color.*

### ACTIVITY | Fishing with Nets

- **INSTRUCTIONS:** *Soak water beads overnight in a bin. Give kids handheld net to scoop up as many beads as they can and dump them into a bucket.*



**ACTIVITY | Big Idea Fish**

- **INSTRUCTIONS:** Give each kid a blank piece of paper and coloring supplies. Have them create their own fish and cut it out. Have them write the Big Idea somewhere on the fish.


*Encourage your preschoolers to help clean up the room while they wait for their parents.*

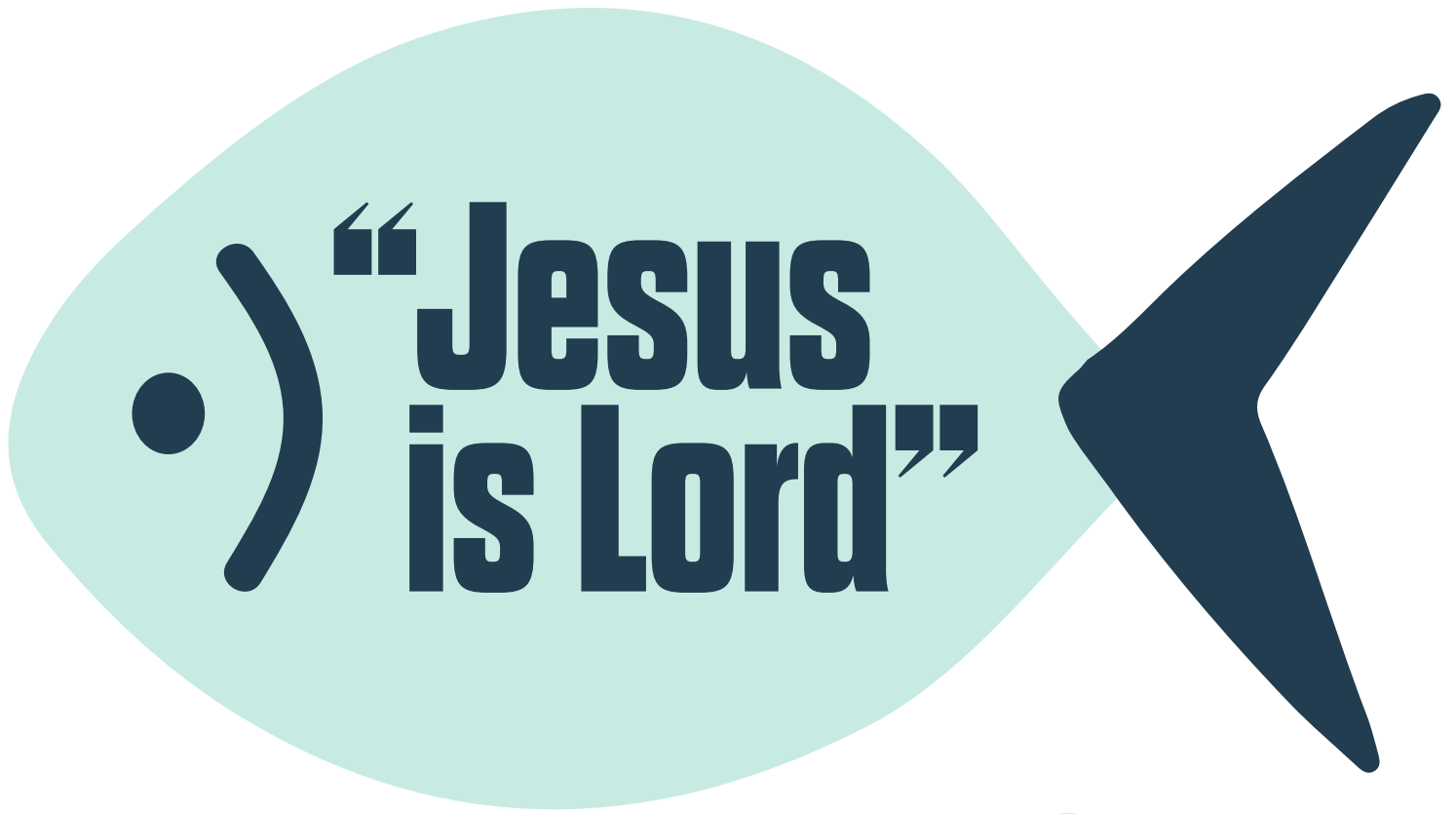
**THE BIG IDEA:** Jesus gives encouragement.

**THE BIBLE:** The Miraculous Catch of Fish:  
John 21:1-17









**“Jesus  
is Lord”**



**and  
believe**







