




# WEEK 2

## ELEMENTARY OVERVIEW



### THE BIG IDEA

Jesus connects us to each other.

### THE BIBLE

**Jesus Appears to the Disciples:** John 20:19-31;  
(I John 1:1-4)

### STUFF FOR THIS WEEK

#### TEACHING – WEEK 2

- ▶ How to Prepare
  - ▶ [Shopping List](#)
  - ▶ [Prep List](#)
- ▶ [Lesson Outline](#)
- ▶ [Preteen Hacks](#)
- ▶ [Special Needs Hacks](#)
- ▶ [Lesson Guide](#)
- ▶ [Small Group Guide](#)
- ▶ [Printables](#)

#### PARENTS & VOLUNTEERS

- ▶ [Week 2 Volunteer Email](#)
- ▶ [Weekly Volunteer Huddles](#)
- ▶ [Monthly Parent Email](#)
- ▶ [Parent Handouts](#)
- ▶ [Social Media Plan](#)
- ▶ [Memory Verse Sign Language](#)

### HOW TO PREPARE FOR THIS WEEK



#### DESIGN

We made **lots of graphics** for you! Use them to create slides, social media posts, and more! You can find them in your [Graphics & Video folder](#).



#### SHOP

**We made a list** of everything you'll need to buy, borrow, or dig out of your storage closet in order to make this week happen. Get your editable shopping [right here](#).



## PREP

We made a list of everything you'll need to print, cut, glue, build, or make in order to make this week happen. Get the list [right here](#).



## CUSTOMIZE

You know your kids and ministry better than we do, so **you'll probably want make some tweaks** to this week's lesson. You can do that by editing the Word document in your series downloads, or the [Message Builder](#), or [the Grow App](#).



## HACK

If you're using Grow for your toddlers, you may want to make some tweaks to make it more age appropriate. **Get the Preteen Hacks** for Week 2 [here](#) and the **Special Needs Hacks** for Week 2 [here](#).



## COMMUNICATE


To make sure volunteers and parents are in the loop, don't forget about these . . .

- ▶ [Week 2 Volunteer Email](#)
- ▶ [Weekly Volunteer Huddles](#)
- ▶ [Monthly Parent Email](#)
- ▶ [Parent Handouts](#)
- ▶ [Social Media Plan](#)
- ▶ [Memory Verse Sign Language](#)



# WEEK 2

## ELEMENTARY LESSON OUTLINE



### THE BIG IDEA

Jesus connects us to each other.

### THE BIBLE

**Jesus Appears to the Disciples:** John 20:19-31;  
(I John 1:1-4)

### THIS WEEK AT A GLANCE

## LARGE GROUP TIME

- MUSIC** | Summit Songs
- ACTIVITY** | Connect the Chains
- ACTIVITY** | Summit Stack
- ACTIVITY** | Adventure Doubt It or Dab It
- SCRIPTURE** | John 20:19-31
- THE BIG IDEA** | Jesus connects us to each other.
- VIDEO** | Rise Up, Episode 2
- STORY** | Stronger Together
- ACTIVITY** | Adventure Team
- SCRIPTURE** | I John 1:1-4
- ACTIVITY** | Followers' Chain
- VIDEO** | Working Together on Mount Everest
- MEMORY VERSE** | Memory in Motion
- PRAYER**


## SMALL GROUP TIME

- DISCUSSION**
  - When Jesus came into the room, what did Jesus say to the disciples?
  - What did Thomas say to the other disciples when they told him they saw Jesus alive?
  - For Thomas to believe, what did Jesus show Thomas?
  - Read I John 1:3. What do you think it means to have fellowship with God?
  - Fellowship is one way to say we are connecting with others. What are some ways we connect with others in general?
  - Who are the people you are connected with when you believe in Jesus?
  - What is one thing you can do to connect more people to your community of people who know and love God?
- ACTIVITY** | Climb to Connect
- MEMORY VERSE** | Romans 10:9 (NIV)



# WEEK 2

## HACKS FOR PRETEENS



**BY ANGIE DEWITT**

### HOW TO HACK THIS SERIES FOR PRETEENS

In children's ministry, you've got a wide range of ages you need to engage every week, but preteens tend to get overlooked, so here are a few adjustments you can make to this week in order to keep your preteens more engaged.

#### **VIDEO | Working Together on Mount Everest**

Ask a few follow-up questions for your preteens to discuss, such as, "In the video they work together, what could have happen if they didn't work together? How would you feel if you climbed it by yourself?"

#### **STORY | Stronger Together**

Ask if preteens want to share their stories. They can share more general stories about teamwork and working with a group to help them reflect on why they sometimes need others.


#### **ACTIVITY | Followers' Chain**

Take the chain-making to the next level by building larger versions of the "[gum wrapper chain](#)" using 1-inch strips of paper (view tutorial [here](#)).



# WEEK 2

## HACKS FOR KIDS WITH SPECIAL NEEDS



**BY SUNNY BROWN**

### *HOW TO HACK THIS SERIES FOR KIDS WITH SPECIAL NEEDS*

In children's ministry, you've got a wide range of ages you need to engage every week, but kids with special needs tend to get overlooked, so here are a few adjustments you can make to this week in order to keep your kids with special needs more engaged.

#### **ACTIVITY | Summit Stack**

Use thicker, heavier cups for kids with less control of their hands. This will help the cups stay in place even if the hands placing them are not as steady.

#### **VIDEO | Working Together on Mount Everest**

Show a video of someone in a wheelchair climbing with their group to show that it can be done! Check out this [video](#) of friends helping out (show from 2:30 if you're short on time).

#### **ACTIVITY | Followers' Chain**


Have leaders cut the paper for anyone who may not be able to grasp the scissors. You could also pre-cut the strips in advance.





# WEEK 2

## ELEMENTARY LESSON GUIDE



### THE BIG IDEA

Jesus connects us to each other.

### THE BIBLE

**Jesus Appears to the Disciples:** John 20:19-31;  
(I John 1:1-4)

## LARGE GROUP TIME

**WHAT?** *What are we talking about today?*

#### MUSIC | Summit Songs

- **INSTRUCTIONS:** *Invite kids to sing and dance along to fun worship songs to celebrate Jesus, such as "[Wanna Be Like Jesus](#)."*

#### ACTIVITY | Connect the Chains

- Mountain climbers know that being properly connected is very important. Their gear needs to be properly connected, and often, they are connected to other climbers. Let's play a game to see what it would be like to be connected to others!
- **INSTRUCTIONS:** *Split kids up into groups of five or six, and give each group a length of rope or fabric strip. Everyone has to hold on to their rope at all times and follow the first person in their chain around the room. Have kids fast-walk in their chains and try to tag the last person of other chains. If successful, the tagged team joins the end of the chain that tagged them (the first person of the joining team now has to hold their rope and the new team's rope). Keep playing until only one long chain remains! (You could also do this activity without the rope by having kids hold on to someone's shoulders or hold hands).*
- Today we're going to be talking about being connected, both to Jesus and to each other! There are many ways that people can be connected, like how we were all connected to each other to play this game. But we're going to find out that our connectedness as a family of God goes much deeper!

**ACTIVITY | Summit Stack**

- **INSTRUCTIONS:** *Divide the kids into two to four teams, depending on the size of your group. Tell each team to line up across from a stack of plastic cups. When you say, “Go,” the teams run one at a time to begin making a cup “mountain,” with cups stacked like a pyramid. Once one person places a cup, they must run back and tag the next person’s hand. When time is up, whoever has the highest summit wins.*
  - ✂ **SPECIAL NEEDS HACK:** *Use thicker, heavier cups for kids with less control of their hands. This will help the cups stay in place even if the hands placing them are not as steady.*
- Did you notice that if one of our cups weren’t stacked properly, it would affect the entire cup mountain? Being connected to someone else means working together with them. This game helped us see how the whole team needed to work together to meet the goal!

**ACTIVITY | Adventure Doubt It or Dab It**

- **INSTRUCTIONS:** *Read the questions and ask the kids to respond by saying they doubt it – giving two thumbs down – or dab it – if you don’t know how to dab, here’s a [picture](#).*
- **Has anyone ever told you something that you didn’t quite believe?**
- Here are some things that you may or may not believe about mountain climbing. If you believe it, dab it! If you don’t, show me you doubt it with two, big thumbs down!
- **Did you know. . .**
  - **Someone once climbed Mount Everest, the highest mountain in the world, wearing a tank top.** *(False.)*
  - **A man in a wheelchair climbed Mount Kilimanjaro, the third highest mountain in the world, twice.** *(True.)*
  - **In 2005, two people got married on top of Mount Everest.** *(True.)*
  - **It’s more dangerous to ride your bike without a helmet than it is to climb K2 Mountain, the second highest mountain in the world.** *(False.)*
  - **On top of the highest mountains in the world, the temperature does not get below negative ten degrees Fahrenheit.** *(False.)*
  - **The youngest person to climb Mount Everest was thirteen years old.** *(True.)*
  - **It costs more than \$50,000 to climb the highest mountains in the world.** *(True.)*
  - **Since Mount Kilimanjaro is in Africa, there is no snow on it.** *(False.)*
  - **One of the worst foods you can eat when you’re climbing a mountain is a candy bar.** *(False.)*
- I bet some of these true facts were kind of hard to believe! Today’s Bible story is going to talk about how one of Jesus’ friends found it hard to believe he was alive again.

**SO WHAT?** *Why does it matter to God and to us?*

**SCRIPTURE | John 20:19-31**

- After Jesus came back to life, the disciples who hadn’t seen Jesus yet were a little skeptical. They were together eating, praying, and just spending time together. Let’s find out what happened!
- **INSTRUCTIONS:** *Read John 20:19-31. Retell the story using adult or kid volunteers to play the*

roles. You will need people to play the parts of Jesus, Thomas, and four additional disciples. Set up your stage like a living room with pillows for everyone to sit on. You could even project an image of a night sky with stars and play cricket sounds to show this took place in the evening.

- *(Disciples are pacing back in forth.)*
- **Disciple 1:** Hey, be very quiet! We don't want anyone hearing us.
- **Disciple 2:** Did you hear something? What was that?
- **Jesus:** *(Jesus appears in the center.)* My friends! Peace be with you!
- **Disciples 1 and 2:** Ahh! *(One of the disciples whimpers and curls up in the fetal position on the floor.)*
- **Jesus:** *(Jesus holds out hands.)* Hey, hey. Don't be afraid. It's me, Jesus. See?
- *(Disciples get excited when they see that it is Jesus and begin to touch Jesus' hands.)*
- **Disciple 3:** It's really hard to believe, but it really is Jesus!
- **Jesus:** Just like God sent me, I'm going to send you! *(Jesus begins to pray over the disciples to receive the Holy Spirit. Then, Jesus leaves.)*
- **Disciple 4:** Guys, did that just happen? Did we really just see Jesus and touch Jesus' hands and side? We gotta tell everyone that Jesus is alive!
- **Thomas:** *(Enters the room.)* Hey, guys!
- **Disciple 4:** Thomas! You won't believe what happened! We have seen Jesus!
- **Thomas:** *(Laughs out loud in disbelief.)* Yeah, right! I won't believe it until I see proof for myself! *(Show a slide or have someone say, "Eight Days Later . . .")*
- **Jesus:** Thomas.
- **Thomas:** Whoa! Who is that?
- **Disciple 4:** *(Smirks.)* I hate to say I told you so, but I told you so!
- **Thomas:** Jesus? What? You're alive? But that's not possible!
- **Jesus:** Thomas, with God, all things are possible. You don't have to be afraid. You can touch the places where my wounds were and believe.
- **Thomas:** My Lord! My God! *(Begins to cry.)*
- **Jesus:** Thomas, now that you have seen the proof, you believe. There will be many who don't get the chance to see me and touch these wounds. They are blessed for believing even though they haven't been able to see me.
- *(Characters walk off stage. Encourage kids to give actors a hearty round of applause!)*
- Jesus' appearance helped calm the disciples' fears. They were convinced and believed that the Jesus who died was now Jesus who lives! They were brought together to see Jesus so they could be united and tell everyone about it!

### THE BIG IDEA | Jesus connects us to each other.

- **INSTRUCTIONS:** Use the cardboard mountain from last week. Add this week's printed Big Idea to the mountain by attaching it to the rope or carabiner.
- I need one brave mountain climber to add this week's Big Idea to our Big Idea mountain!
- This week's Big Idea is: **Jesus connects us to each other.**

### VIDEO | Rise Up, Episode 2

- **INSTRUCTIONS:** Play this week's [teaching video](#).



### STORY | Stronger Together

- **INSTRUCTIONS:** Tell a story about a time when Jesus connected you with others in a way that helped you believe in Jesus even more.
  - ✂ **PRETEEN HACK:** Ask if preteens want to share their stories. They can share more general stories about teamwork and working with a group to help them reflect on why they sometimes need others.

### ACTIVITY | Adventure Team

- **INSTRUCTIONS:** Divide the group into groups of three or four. Give each group a backpack with a lightweight blanket or sheet, flashlight, and pieces for an easy floor puzzle (like [this one](#)) in a Ziploc bag. When you switch off the lights, they can open their backpacks to start. Each group needs to first “pitch a tent” by propping up their blanket over some chairs. Then the entire group crawls underneath their tent, and using their flashlight, assemble the puzzle. Once they are done, tell them to take the blanket and lay it across the floor. Have kids sit or lie on their backs on the blanket and “stargaze” (i.e., shine their flashlight toward the ceiling).
- **How did you work together in your groups to finish this activity as fast as possible?**
- Today’s Bible story showed us that knowing Jesus was alive brought all his disciples together, and gave them a purpose as a group – to share this news with others . . . much like all of you came together to carry out the same goal! **Jesus connects us to each other.**

### SCRIPTURE | I John 1:1-4

- **INSTRUCTIONS:** Read I John 1:1-4 or ask four kids to read a verse out loud.
- John, the writer of this book, was one of Jesus’ disciples.
- He wrote about what he saw and heard about Jesus. He wanted everyone who read these verses to be connected with Jesus in the same way the disciples were after Jesus rose again.
- Imagine you were one of the disciples Jesus appeared to. **How would you share your story to others?**

**NOW WHAT?** What does God want us to do about it?

### ACTIVITY | Followers’ Chain

- **INSTRUCTIONS:** Cut enough two- to three-inch wide strips of paper for each kid and leader. Tell each person to write “Jesus” on one side of their paper and their name on the other side. Glue or staple each strip of paper together to make a chain. Fold the paper so “Jesus” is facing out. Make one, long chain with every kid and leader’s name attached.
  - ✂ **PRETEEN HACK:** Take the chain-making to the next level by building larger versions of the “[gum wrapper chain](#)” using 1-inch strips of paper (view tutorial [here](#)).
  - ✂ **SPECIAL NEEDS HACK:** Have leaders cut the paper for anyone who may not be able to grasp the scissors. You could also pre-cut the strips in advance.
- **What do you see when you look at the chain?**
- I see Jesus on each link! Jesus is how each of us are connected!
- Let’s hang this up to remind us each week that **Jesus connects us to each other.**

### VIDEO | Working Together on Mount Everest

- **INSTRUCTIONS:** Show this [video](#) (you could start at around 01:20 if you don't want to show the entire video) or another one like it. Talk about how people climb mountains like Everest in groups and must work together to achieve their goal.
  - ✂ **PRETEEN HACK:** Ask a few follow-up questions for your preteens to discuss, such as, "In the video they work together, what could have happen if they didn't work together? How would you feel if you climbed it by yourself?"
  - ✂ **SPECIAL NEEDS HACK:** Show a video of someone in a wheelchair climbing with their group to show that it can be done! Check out this [video](#) of friends helping out (show from 2:30 if you're short on time).
- Climbing mountains is tough work. It's not for everybody and many people who want to climb one of these great mountains will fail.
- However, people who set out to climb a mountain with a great team have a much better chance to make it all the way to the top!
- God wants to use each of us to help others see how they can be connected, too, through Jesus. Think of someone you would like to be connected to through Jesus!

### MEMORY VERSE | Memory in Motion

- **INSTRUCTIONS:** Have the groups practice the verse with the motions that they came up with last week. If any groups would like, they can demonstrate their motions for the whole group.

### PRAYER

- Dear God, thank you for always helping us to build our faith and confidence in you. Thank you for connecting us all to help us in our faith. When things aren't easy to believe, you give us each other as a reminder that you are still here with us. Thank you for helping us rise up together. Amen.

## SMALL GROUP TIME

### DISCUSSION

- **When Jesus came into the room, what did Jesus say to the disciples?**
- **What did Thomas say to the other disciples when they told him they saw Jesus alive?**
- **For Thomas to believe, what did Jesus show Thomas?**
- **Read I John 1:3. What do you think it means to have fellowship with God?**
- **Fellowship is one way to say we are connecting with others. What are some ways we connect with others in general?**
- **Who are the people you are connected with when you believe in Jesus?**
- **What is one thing you can do to connect more people to your community of people who know and love God?**

**ACTIVITY | Climb to Connect**


- **INSTRUCTIONS:** *Print and distribute the Climb to Connect printable. In each of the spaces provided, have kids write something they can do to improve their connection with others this week (e.g., video call with long distance friend, send a kind message, help out with a chore, write a letter, send a care package, etc.).*
- **Jesus connects us to each other**, but it's our job to maintain the connection! **What can we do this week to strengthen our relationships with the people we're connected to?**
- Hang this up at home where you can see it everyday. Check off every time you do one of the activities you wrote down. Try to climb to the top!

**MEMORY VERSE | Romans 10:9 (NIV)**

- **INSTRUCTIONS:** *Practice this month's memory verse with the signs (a combination of SEE and ASL) we've provided.*

# WEEK 2

## SMALL GROUP GUIDE



### THE BIG IDEA

Jesus connects us to each other.

### THE BIBLE

**Jesus Appears to the Disciples:** John 20:19-31;  
(I John 1:1-4)

### QUESTIONS

- When Jesus came into the room, what did Jesus say to the disciples?
- What did Thomas say to the other disciples when they told him they saw Jesus alive?
- For Thomas to believe, what did Jesus show Thomas?
- Read I John 1:3. What do you think it means to have fellowship with God?
- Fellowship is one way to say we are connecting with others. What are some ways we connect with others in general?
- Who are the people you are connected with when you believe in Jesus?
- What is one thing you can do to connect more people to your community of people who know and love God?

### ACTIVITY

*In each of the spaces provided on the printable, have kids write something they can do to improve their connection with others this week (e.g., video call with long distance friend, send a kind message, help out with a chore, write a letter, send a care package, etc.).*

**Jesus connects us to each other**, but it's our job to maintain the connection! **What can we do this week to strengthen our relationships with the people we're connected to?** Hang this up at home where you can see it everyday. Check off every time you do one of the activities you wrote down. Try to climb to the top!

### MEMORY VERSE OF THE MONTH: Romans 10:9 (NIV)

**If you declare with your mouth, "Jesus is Lord," and believe in your heart that God raised him from the dead, you will be saved.**

*Looking for sign language? Go to [growcurriculum.org/Romans10-9](http://growcurriculum.org/Romans10-9) and get memorizing!*

**THE BIG IDEA:** Jesus connects us to each other.

**THE BIBLE:** Jesus Appears to the Disciples: John 20:19-31; (1 John 1:1-4)

