

WEEK 8

FOURS LESSON



Need to Know: *God Gives Me the Fruit of the Spirit*
Bible Story: *Fruit of the Spirit (Galatians 5:22-23)*

Circle Up

1

1. WELCOME kids to the last week of our series, "On the Farm!"
 2. SAY: *My name is (YOUR NAME), and I will be your leader today! I want to find out more about you, farm friends! (SHOW Hat) When this hat comes to you, tell us your name and point to your favorite farm animal!*
 3. PLACE **Farm Animal Cards** in the center of the group, face up.
 4. PASS the hat to each child. After they have said their name aloud, SAY: *Howdy, (child's name)! What farm animal is your favorite?*
 - ALLOW the child to point to the Farm Animal Card he/she loves.
 - Then, SAY to the group: *Farm friends, what sound does that farm animal make?*
 - ALLOW the group to make the farm animal sound aloud.
 5. CONTINUE until each child has been introduced. Then, SAY:
 - *Animals are not the only things we find here on the farm. We also find fruit growing in the fields AND in our hearts!*
 - *God wants to give you the fruit of His Spirit and grow it in your heart! Let me hear you say this after me:* (Pause to allow kids to repeat)
 - God* (both hands point up)
 - Gives Me* (thumbs to chest)
 - The Fruit of the Spirit* (pat heart)
-

Read the Bible

2

1. SAY: *There is so much I love about being on the farm. It's where we hear the best Bible stories!*
 2. HAVE kids get ready to hear the Bible story by clicking on their listening ears and putting on their special eyes.
 3. SHOW and READ the **Bible Story Cards** to the group.
-

Let's Practice

3

1. SAY: *When we let Jesus be our leader and believe that He is alive, God sends His Spirit to live in our hearts. When God's Spirit lives in our hearts, He grows good things that we cannot grow ourselves. Let's review the fruit of God's Spirit by playing a matching game!*
2. PLACE **Fruit Matching Cards** in the center of the group, logo side up.
3. ALLOW each child to have a turn selecting two Fruit Matching Cards.
 - If Cards do match, SHOW and READ the Card aloud, and ALLOW kids to respond.
 - If Cards do not match, REPLACE the Cards, and ALLOW the next child to have a turn.
4. CONTINUE to play until each child has had a turn, or as time allows. Then, SAY:
 - *God wants to grow the fruit of His Spirit in your heart! Let me hear you say this after me:* (Pause to allow kids to repeat)
 - God* (both hands point up)
 - Gives Me* (thumbs to chest)
 - The Fruit of the Spirit* (pat heart)

Memorize It

4

1. SAY: *The Bible tells us that God wants to grow the fruit of His Spirit in our hearts. These aren't actual fruits, like apples or bananas, but they are good things that God helps us feel, say, and do. Let's practice the verses we've been learning since we've been on the farm!*
 2. SHOW the group the **Memory Verse Card** and have them repeat the verse after you, as listed on the back of the **Memory Verse Card**.
 3. GIVE each child a **Coloring Sheet**. ALLOW kids to **color**.
 4. While kids are **coloring**, ASK each child to SAY the memory verse aloud to win a **memory verse prize**! ASSIST kids as needed.
-

Let's Pray

5

PRAY with your group, having them repeat after you in short phrases:


- *Dear God, thank you for growing the fruit of your Spirit in my heart! Thank you for my snack. I love you! In Jesus' name I pray, amen.*
-

Stay Together

6

1. SANITIZE hands with **hand sanitizer** and PASS OUT **snacks**.
2. KEEP kids engaged until they are checked out by doing the following activities:
 - HAVE kids **color** the back of their **Coloring Sheet**. As kids **color**, ASK the following:
 - *Have you ever been to a farm?*
 - *What kind of fruit do you like to eat?*
 - *Did you have fun today?*
 - *What did you learn?*
 - PLAY "Name that Animal" Game
 - PLACE the **Farm Animal Cards** inside the **hat**.
 - PASS the **hat** around the group. When you say stop, have the child holding the **hat** select a **Farm Animal Card** and act/sound like that animal.
 - The rest of the group will guess their animal.
 - After the group has guessed the farm animal, PLACE the **Card** back into the **hat**, and CONTINUE to play until each child has a turn or as time allows.
 - PLAY the **Fruit Matching Cards** game again.





What fruit is this? (Strawberry)

Are strawberries kind of shaped like hearts? (Yes)

Yes! They remind us to show love.

*Say this after me:
I Can
(thumbs to chest)
Show Love
(hug self)*

Wk 8 - Fours - Fruit Matching Cards




What fruit is this? (Strawberry)

Are strawberries kind of shaped like hearts? (Yes)

Yes! They remind us to show love.

*Say this after me:
I Can
(thumbs to chest)
Show Love
(hug self)*

Wk 8 - Fours - Fruit Matching Cards




What fruit is this? (Orange)

Let me see you pretend to eat this fruit.

*Good job! Now let me hear you say this after me:
I Can
(thumbs to chest)
Have Joy
(point to smile)*

Wk 8 - Fours - Fruit Matching Cards




What fruit is this? (Orange)

Let me see you pretend to eat this fruit.

*Good job! Now let me hear you say this after me:
I Can
(thumbs to chest)
Have Joy
(point to smile)*

Wk 8 - Fours - Fruit Matching Cards




What fruit is this? (Blueberry)

Let me see you pretend to eat this fruit.

*Good job! Now let me hear you say this after me:
I Can
(thumbs to chest)
Have Peace
(make peace signs with fingers)*

Wk 8 - Fours - Fruit Matching Cards




What fruit is this? (Blueberry)

Let me see you pretend to eat this fruit.

*Good job! Now let me hear you say this after me:
I Can
(thumbs to chest)
Have Peace
(make peace signs with fingers)*

Wk 8 - Fours - Fruit Matching Cards





What fruit is this?

(Watermelon)

Can you wait with a happy heart for a slice of watermelon?

(Yes)

Yes! Now, let me hear you say this after me:


I Can

(thumbs to chest)

Have Patience

(tap pretend watch)

Wk 8 - Fours - Fruit Matching Cards



What fruit is this?

(Watermelon)

Can you wait with a happy heart for a slice of watermelon?

(Yes)

Yes! Now, let me hear you say this after me:


I Can

(thumbs to chest)

Have Patience

(tap pretend watch)

Wk 8 - Fours - Fruit Matching Cards



What fruit is this?

(Apple)

Can you share an apple with someone?

(Yes)

That would be so kind! Let me hear you say this after me:


I Can

(thumbs to chest)

Show Kindness

(two thumbs up)

Wk 8 - Fours - Fruit Matching Cards



What fruit is this?

(Apple)

Can you share an apple with someone?

(Yes)

That would be so kind! Let me hear you say this after me:


I Can

(thumbs to chest)

Show Kindness

(two thumbs up)

Wk 8 - Fours - Fruit Matching Cards



What fruit is this?

(Cherry)

Let me see you pretend to eat this fruit.

Good job! Now, let me hear you say this after me:


I Can

(thumbs to chest)

Show Goodness

(two thumbs up)

Wk 8 - Fours - Fruit Matching Cards



What fruit is this?

(Cherry)

Let me see you pretend to eat this fruit.

Good job! Now, let me hear you say this after me:

I Can


(thumbs to chest)

Show Goodness

(two thumbs up)

Wk 8 - Fours - Fruit Matching Cards





*What fruit is this?
(Peach)*

*Do we have to be
gentle with
peaches? (Yes)*

*Yes, they are soft
and get hurt easily.*

*Let me hear you
say this after me:*


I Can

(thumbs to chest)

Show Gentleness

(stroke arm)

Wk 8 - Fours - Fruit Matching Cards



*What fruit is this?
(Peach)*

*Do we have to be
gentle with
peaches? (Yes)*

*Yes, they are soft
and get hurt easily.*

*Let me hear you
say this after me:*


I Can

(thumbs to chest)

Show Gentleness

(stroke arm)

Wk 8 - Fours - Fruit Matching Cards



*What fruit is this?
(Grape)*

*Do you think your
tummy would hurt
if you ate all of
these grapes? (Yes)*

*I think so, too! So
say this after me:*


I Can

(thumbs to chest)

Show Self-Control

*(reach out and pull
fists into sides)*

Wk 8 - Fours - Fruit Matching Cards



*What fruit is this?
(Grape)*

*Do you think your
tummy would hurt
if you ate all of
these grapes? (Yes)*

*I think so, too! So
say this after me:*


I Can

(thumbs to chest)

Show Self-Control

*(reach out and pull
fists into sides)*

Wk 8 - Fours - Fruit Matching Cards



*What fruit is
this? (Pear)*

*Let me see you
pretend to eat
this fruit.*

*Good job! Now,
let me hear you
say this after
me:*

I Can


(thumbs to chest)

Show

Faithfulness

(pat heart)

Wk 8 - Fours - Fruit Matching Cards



*What fruit is
this? (Pear)*

*Let me see you
pretend to eat
this fruit.*

*Good job! Now,
let me hear you
say this after
me:*

I Can


(thumbs to chest)

Show


Faithfulness

(pat heart)


Wk 8 - Fours - Fruit Matching Cards



Wk 8 - Farm Animal Cards




Wk 8 - Farm Animal Cards




Wk 8 - Farm Animal Cards









Wk 8 - Farm Animal Cards



Wk 8 - Farm Animal Cards



Wk 8 - Farm Animal Cards



Today's Need to Know: God Gives Me the Fruit of the Spirit

Bible Story: Fruit of the Spirit (Galatians 5:22-23)

Memory Verse: "But the Holy Spirit produces this kind of fruit in our lives: love, joy, peace, patience, kindness, goodness, faithfulness, gentleness, and self-control." Galatians 5:22-23 (NLT)

Name: _____

