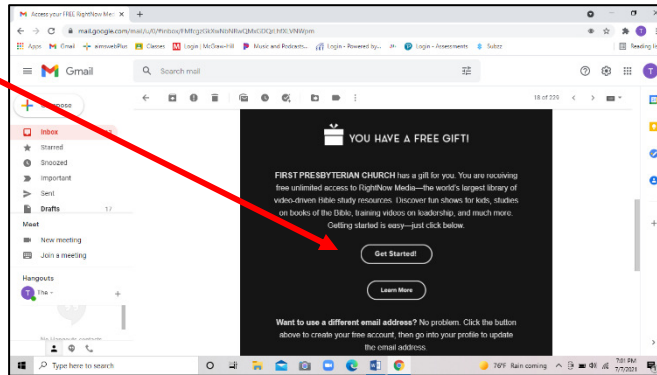


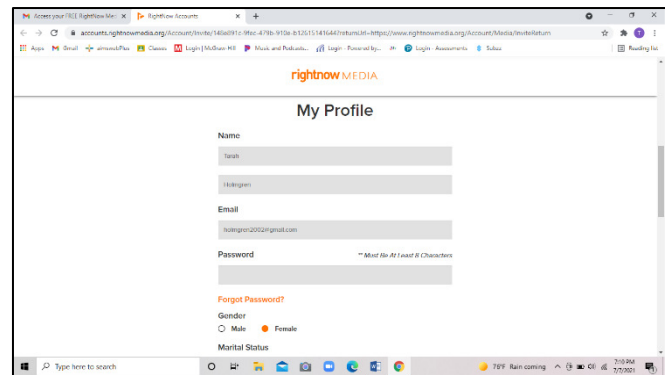
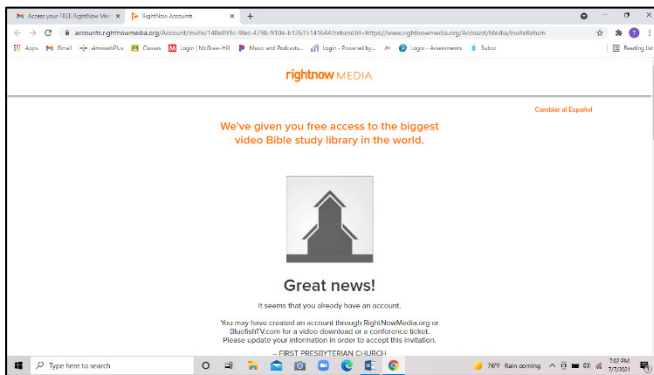
Step 1:

You will receive an email from Right Now Media. Open the email, scroll down, and click on “Get Started!”



Step 2:

A screen will pop-up like the picture below. Scroll down and enter your personal information into the boxes provided. Make sure all boxes are filled out and you have created a password. Write down your password, so that you have it available to login later.



Step 3:

You are now in and have access to the entire library in Right Now Media. You can click “Libraries” or scroll down to view categories.

