

# fellowship kids

## Family Advent Guide





# TABLE OF CONTENTS

## FAMILY ADVENT GUIDE & DEVOTION

Introduction.....	1
November 29: Hope from Prophecy.....	2
December 6: Love from Bethlehem.....	4
December 13: Joy of Shepherds.....	6
December 20: Peace from Angels.....	8
Christmas Day: Jesus the Christ.....	10

### Activities:

Week One Activity.....	13
Week Two Activity.....	14
Week Three Activity.....	15
Week Four Activity.....	16
Christmas Day Activity.....	17





# MERRY CHRISTMAS

FROM FELLOWSHIP KIDS

Hope, love, joy, and peace are a few of the good gifts God has given to us. During Advent, we celebrate Jesus' coming to earth as a baby, making the way for these gifts to be experienced. Our prayer is that your family can use this guide to remember and celebrate Jesus' birth and the hope and joy He offers.

Each week is divided into sections to guide your family worship time. Start out by opening your Bibles together as a family and reading the suggested verses. Then use the "Explain" section to lead your family to talk about the passages. Pray together as a family, then sing a Christmas carol together. The Further Bible Reading verses are provided for family reading throughout the week as are family activities for you to reflect on Advent.

Fellowship will have family worship November 29 as well as December 24 for Christmas Eve. We would love to have you join us either in person or online as we praise God and celebrate the birth of our Savior!

-The Fellowship Kids Team



study adapted from Lifeway Kids



# 1

# HOPE FROM PROPHECY

WEEK OF NOVEMBER 29

## READ

Open your Bible to Isaiah 7:14 and 9:6 and read these verses aloud.

## EXPLAIN

The Old Testament contains many words from prophets who often told about God's promises. There is a special word we use for God's plans and promises that are told to us in the Bible. Do you know what that word is? Prophecy. God used prophecy, like Isaiah 9:6, to share His plans and promises to give people hope. He wanted them to know that He was in control, He had a plan, and He was with them.

Throughout all of history, God has never left His people hopeless. God promised to send Jesus to rescue people from sin and make a way for us to be welcomed into God's family for eternity. This is the best gift ever! When we think about hope, we might say, "I hope to get a new video game for Christmas" or "I hope it snows this year on Christmas Eve." In those cases, we don't know if what we are hoping for will really happen, and we have no control over the outcome. But when the Bible talks about hope, there is a certainty for the outcome. There is confidence in the outcome because God is in control. When we read through the prophecies of the Old Testament and see how God kept His promises, we know we can trust God to keep all of His promises. Jesus promised that He would return one day and we would be with Him forever (John 14:1–3). We live in hope today as we eagerly wait for Jesus to return!





# 1

# HOPE FROM PROPHECY

WEEK OF NOVEMBER 29

## PRAY

Thank God for sharing His plans and promises in the Bible to give us hope. Praise God for sending Jesus to be with us. Thank Him for the gift of hope through Jesus this Christmas.

## SING OF HOPE

Look up one of the following Christmas carols or choose your favorite song to sing together as a family. "O Come, O Come, Emmanuel" "Come, Thou Long-Expected Jesus"

## ADDITIONAL READING

Genesis 3:14-15; Isaiah 53:4-6; Jeremiah 33:14; Micah 5:2; Hebrews 1:1-3



study adapted from Lifeway Kids



# 2

# LOVE FROM BETHLEHEM

WEEK OF DECEMBER 6

## READ


Open your Bible to Luke 2:1–7 and read these verses aloud.

## EXPLAIN

Bethlehem was a small town, but God planned for it to be a very important place in the story of how He showed His love for people. After about 400 years of silence (between the Book of Malachi and the New Testament), Bethlehem was the place God chose to take the next step in showing His unfailing love to people.

It was in Bethlehem that Mary and Joseph, Jesus' earthly parents, welcomed Jesus into the world. They had traveled to Bethlehem because the law said that Joseph had to go to his hometown to be counted in a census. God had promised many years before to show His love through a certain family from Bethlehem. Joseph was from the family of King David. (See Matthew 1:6–16.) God also had promised that the Savior would be born of a virgin, so it was important that Mary and Joseph were not married when Mary became pregnant.

The town where Jesus was born, His mother, and His earthly father are all important parts of the story of Jesus' birth. Each part of the story of Jesus' birth was an example of God's love to the world. God sent the gift of Jesus into the world to the town of Bethlehem to demonstrate His deep and everlasting love for us.



# 2

# LOVE FROM BETHLEHEM

WEEK OF DECEMBER 6

## PRAY

Praise God for sending the gift of love through Jesus to us. Acknowledge that He knows every detail of the story for His people, even the small town where the Savior would be born. Thank Him for this Advent season to reflect and rejoice that love has come to us.

## SING OF LOVE

Look up one of the following Christmas carols or choose your favorite song to sing together as a family. "O Little Town of Bethlehem" "O Come, All Ye Faithful" "Away in a Manger"

## ADDITIONAL READING

Isaiah 7:14; Luke 2:1-7; Matthew 1:22-23; Luke 2:11; Matthew 2:1-6



study adapted from Lifeway Kids



# 3

# JOY OF SHEPHERDS

WEEK OF DECEMBER 13

## READ


Open your Bible to Luke 2:8–20 and read these verses aloud.

## EXPLAIN

What an announcement! This special news didn't come in a way we might expect today, like a text message, email, or letter. No, this important news came directly from an angel from heaven. Then, a multitude of angels appeared, celebrating and praising God.

Can you picture it? Imagine standing outside on a dark night, and suddenly angels appear with news of great joy just for you. How do you think you would feel? The Bible says the shepherds were terrified, but their fear quickly gave way to joy as they heard the news of the promised Messiah being born. The Bible says that “they hurried off” to see Jesus (Luke 2:16).

After spending time with Mary, Joseph, and Jesus, the shepherds “reported the message they were told (from the angels) ... and all who heard it were amazed” (Luke 2:17–18). Then they “returned, glorifying and praising God for all the things they had seen and heard” (Luke 2:20). What great joy! The promised Savior had come. The news of Jesus leads us to respond by joyfully worshiping Him. As we worship Jesus, we will be able to share our excitement about the good news of Jesus with anyone who will listen. What great joy has come into the world!



# 3

# JOY OF SHEPHERDS

WEEK OF DECEMBER 13

## PRAY


Praise God for sending Jesus into the world. Ask for His help to share this joyful news with others this Christmas season.

## SING FOR JOY

Look up one of the following Christmas carols or choose your favorite song to sing together as a family. "Joy to the World"  
"The First Noel"

## ADDITIONAL READING

Psalm 23; John 10:11–15; Psalm 100:2; Romans 15:32;  
Philippians 4:4–5



# 4

# PEACE FROM ANGELS

WEEK OF DECEMBER 20


## READ

Open your Bible to Luke 1:26–38 and read these verses aloud.

## EXPLAIN

Throughout both the Old and New Testaments, angels were God's special messengers. In the Christmas story, angels played a very special role in announcing the birth of Jesus. When the angel appeared to Mary to tell her she would be Jesus' earthly mother, he told her not to be afraid. He brought a message of peace to Mary. He wanted her to know she was called by God to be the mother of Jesus.

Last week, we read about the host of angels who appeared in the sky and glorified God, saying "Glory to God in the highest heaven, and peace on earth to people he favors!" (Luke 2:14). Jesus came to bring us the gift of peace. Because of our sin, the Bible says we are separated from God (Romans 3:23). God sent Jesus to provide the way for us to receive God's love and be at peace with Him (Romans 5:1). The Bible says that it was God's love that brought Jesus into the world as a baby. Just like the angels, it is important that we worship Jesus and tell others about His birth and the peace He offers.



# 4

# PEACE FROM ANGELS

WEEK OF DECEMBER 20

## PRAY


Thank God for the gift of peace. Praise Him for sending Jesus so that we can have peace with God when we trust in Him. Ask God to use your family to point others to the peace of God this Advent season.

## SING OF PEACE

Look up one of the following Christmas carols or choose your favorite song to sing together as a family. "Angels We Have Heard on High" "It Came Upon the Midnight Clear"

## ADDITIONAL READING

Luke 1:26-38; Matthew 1:18-25; Luke 2:8-20; Philippians 4:4-8; John 14:27





# 5

# JESUS THE CHRIST

## CHRISTMAS DAY

### READ

Open your Bible to Luke 2:11–14 and read these verses aloud.

### EXPLAIN

This Advent season we have learned about the prophecies of Jesus' coming that gave hope to God's people. God always keeps His promises.

We discovered the place where God first displayed His love to the world—Bethlehem—and the people He chose to fulfill His promise— Mary and Joseph. We know that when the shepherds heard the news of great joy that Jesus was born, they rejoiced and praised God. Then, we discovered how God made the way for true peace to come into the world through Jesus from the message of the angels.

Today, we celebrate the gift of Jesus, the promised Savior God sent for us. Jesus is called Immanuel. Do you remember what that name means? (Allow for answers.)

At the perfect time, in the perfect way, and because God loves us, He sent His Son Jesus to be born into the world. God the Creator became “God with us” (Matthew 1:21–23). Jesus was born as a baby. He lived a perfect life, died on the cross for our sins, and rose again. Because Jesus gave up His life for us, we can be called children of God. This is the best gift ever!



# 5

# JESUS THE CHRIST

## CHRISTMAS DAY

### PRAY

Thank Jesus for coming to be the Light of the world. Praise Him for coming to be the greatest gift for everyone who trusts in Him as Savior.

### SING HIS PRAISE

Look up one of the following Christmas carols or choose your favorite song to sing together as a family. "Silent Night" "Joy to the World"

### ADDITIONAL READING

Genesis 3:15; John 3:16; 1 John 1:5; Luke 2:11-14; Galatians 4:4-5



# Family Activities



# WEEK ONE ACTIVITY

## REFLECT ON THE HOPE WE HAVE IN JESUS

### FAMILY ACTIVITY

#### Trim the Tree

##### Items Needed:

- Green poster board
- Thin tinsel garland or yarn
- Hole punch
- Pen or writing utensil

1. Gather a piece of green poster board and cut it into the shape of a Christmas tree.
2. Punch holes at the tips of each "branch" on the Christmas tree.
3. Write portions of Isaiah 9:6 at each punched hole. (For a child / will be born / for us, / a son / will be given / to us.)
4. Secure one end of the tinsel garland to the determined starting point. Make sure the garland is long enough to crisscross the tree at each word or phrase of the verse.
5. Lead young children to thread the garland from word (or phrase) to word (or phrase) to complete the verse.



# WEEK TWO ACTIVITY

## REFLECT ON GOD'S LOVE FOR US

### FAMILY ACTIVITY

#### Graham Cracker Nativity

##### Items Needed:

- Graham crackers
- Icing
- Animal crackers
- Bear-shaped crackers
- Shredded coconut
- Paper plates
- Plastic knives

1. Use icing and graham crackers to create a Nativity scene.
2. Add animal crackers to represent animals that may have been present and shredded coconut for the manger.
3. Use bear-shaped crackers to represent Mary, Joseph, Jesus, and the shepherds.
4. Remind your family that Jesus came to the earth to share His love with people



# WEEK THREE ACTIVITY

## REFLECT ON THE JOY WE HAVE IN JESUS

### FAMILY ACTIVITY

Joy to the World

Items Needed:

- Black construction paper
- Chalk
- Cotton balls
- Gold sequins
- Glue

1. Create a scene from today's Bible reading. Glue cotton balls to black paper to represent sheep and gold sequins for stars in the sky.
2. Draw the shepherds and angels with chalk.
3. Write JOY at the top of the scene.
4. Remind your family that Jesus' birth was good news of great joy!



study adapted from Lifeway Kids



# WEEK FOUR ACTIVITY

## REFLECT ON GOD'S GIFT OF PEACE

### FAMILY ACTIVITY

Gift Wrap Me!

Items Needed:

- Christmas wrapping paper
- Bows
- Ribbons
- Tape

1. Gather Christmas wrapping paper, bows, ribbons, and tape.
2. Choose one or more family members to be gift wrapped.
3. Set a time limit for wrapping the family member and judge the best wrapped family member.
4. Remind your family that giving and receiving gifts is fun, but God gave us the best gift of all! God gave us the gift of Jesus. Jesus was born as a baby, lived a sinless life, died for our sins, and rose again. Jesus gives us the gift of salvation and eternal life when we trust in Him.





# CHRISTMAS DAY ACTIVITY

## REFLECT ON THE GIFT OF CHRIST

### FAMILY ACTIVITY

#### The Light of the World

##### Items Needed:

- Candles
- Candle lighter
- Battery-operated candles (optional)

1. Give each family member a candle and set a few more around the room.
2. Turn off all the lights, and begin lighting candles one by one. Consider using battery-operated candles for the youngest family members.
3. Read aloud John 8:12.
4. Explain that Jesus is the Light of the world. He came to remove the darkness. Jesus is so bright that He removes all darkness. (See 1 John 1:5.)

Today, as we celebrate the birth of Jesus, the Light of the world, we pray for His light to be seen in our lives as we worship Him.

