



WEEK
TWO
SEPTEMBER 2020

SMALL GROUP

K-1

TODAY'S SUGGESTED SCHEDULE

TODAY'S BIBLE STORY

We're Going to Be Friends

David and Jonathan
1 Samuel 20
(supporting: 1 Corinthians 13:4-8)

TODAY'S BOTTOM LINE

Friends love one another.

MONTHLY MEMORY VERSE

**A friend loves at all times.
They are there to help
when trouble comes.**
Proverbs 17:17, NIV

MONTHLY LIFE APP

**Friendship—Using your words and
actions to show others you care**

BASIC TRUTH

**I should treat others the way
I want to be treated.**

PRELUDE: Setting the tone for the experience

See the **Getting Ready** pages at the end of this document for a detailed description of what you'll need for today.
In the **Prelude** folder of your curriculum, you'll find a variety of other resources to help you prepare.

SMALL GROUP

15
MIN

SOCIAL: Providing time for fun interaction

Early Arriver
Opening Activity

LARGE GROUP

35
MIN

STORY: Communicating God's truth in engaging ways **WORSHIP: Inviting people to respond to God**

Welcome/Opener
Worship ("This Little Light" from *Living Inside Out*, and
"Friend Like You" from *This Love*)
Bible Story
Bottom Line
Prayer
Closer

SMALL GROUP

25
MIN

GROUPS: Creating a safe place to connect

Bible Story Review: Hidden Pictures
Application Activity: Pom Pom Buddies
Memory Verse Activity: A Friend Loves at ALL Times
Prayer Activity: Pray and Dismiss

HOME: Prompting action beyond the experience

Parent Cue Card (print or email)
GodTime devotional for kids
Studio252.tv
Parent Cue App



WEEK
TWO
SEPTEMBER 2020

SMALL GROUP

K-1

PRELUDE

SOCIAL

STORY

WORSHIP

GROUPS

HOME

PROVIDING TIME FOR FUN INTERACTION
15 MINUTES

MADE TO CONNECT

an activity that invites kids to share
and collaborate with others while
growing their understanding



Before kids arrive, take a few moments to pray for them. Ask God to help guide today's conversations and activities as kids learn and talk about what it means to be a loving friend. Pray that kids would leave today with ideas and opportunities for big and small ways they can show love to their friends.

TODAY'S BIBLE STORY

We're Going to Be Friends

David and Jonathan
1 Samuel 20
(supporting: 1 Corinthians 13:4-8)

TODAY'S BOTTOM LINE

Friends love one another.

MONTHLY MEMORY VERSE

**A friend loves at all times.
They are there to help
when trouble comes.**
Proverbs 17:17, NIV

MONTHLY LIFE APP

**Friendship—Using your words and
actions to show others you care**

BASIC TRUTH

**I should treat others the way
I want to be treated.**

1. EARLY ARRIVER

WHAT YOU NEED: Offering container, a die

WHAT YOU DO:

- Welcome kids as they enter.
- Encourage those who've brought an offering to place it in the offering container.
- Explain that the group is going to play a game to help them get to know their friends!
- Instruct the kids to take turns rolling the die and answering a corresponding numbered question from the list below.
- If they roll a number and both questions have been asked, let them roll again.
- Continue until every kid has had a chance to roll and answer a question.
- Questions are as follows:
 - Rolled #1
 - What's your favorite TV show?
 - Which do you like better, summer or winter and why?
 - Rolled #2
 - What's your favorite ice cream flavor?
 - Which do you like better, recess or lunch?
 - Rolled #3
 - Do you have a pet? (If not, what pet would you like if you had one?)
 - What is your favorite food to eat for breakfast?
 - Rolled #4
 - What is your favorite thing about school?
 - Tell us one thing about your family.
 - Rolled #5
 - Tell us one thing about your family.
 - If you had 15 extra minutes to do anything, what would you do?
 - Rolled #6
 - What is your favorite game to play (outside or inside)?
 - What is your favorite thing to do after school?



WEEK
TWO
SEPTEMBER 2020

SMALL GROUP

K-1

PRELUDE

SOCIAL

STORY

WORSHIP

GROUPS

HOME

PROVIDING TIME FOR FUN INTERACTION
15 MINUTES

MADE TO MOVE

an activity that increases the oxygen
in the brain and taps into the energy
in the body



2. OPENING ACTIVITY

WHAT YOU NEED: Name tags, markers, and a playground ball

WHAT YOU DO:

- Write each kid's name on a name tag in large block print.
- Let the kids place them on their shirts so other kids can read them.

TODAY'S BIBLE STORY

We're Going to Be Friends

David and Jonathan

1 Samuel 20

(supporting: 1 Corinthians 13:4-8)

- Stand in a circle.
- Instruct the kids to toss the ball back and forth saying, "I'm passing to my friend, [kid's name]."
- Remind them to be careful and intentional as they toss!
- Continue tossing the ball between the kids as they say each other's names.
- After several rounds, have the kids remove their nametags and see if they can all remember each other's names. Also, encourage them to toss to different friends each round!

TODAY'S BOTTOM LINE

Friends love one another.

WHAT YOU SAY:

"Great job, friends! All month long, we're learning about friends. It's important to know the names of our friends for sure. **[Transition] In our Bible story today, we'll hear about two good friends. Pay close attention to see if you can remember their names.**"

Lead your group to the Large Group area.

MONTHLY MEMORY VERSE

**A friend loves at all times.
They are there to help
when trouble comes.**
Proverbs 17:17, NIV

MONTHLY LIFE APP

**Friendship—Using your words and
actions to show others you care**

BASIC TRUTH

**I should treat others the way
I want to be treated.**



WEEK
TWO
SEPTEMBER 2020

SMALL GROUP

K-1

PRELUDE

SOCIAL

STORY

WORSHIP

GROUPS

HOME

CREATING A SAFE PLACE TO CONNECT
25 MINUTES

MADE TO PLAY

an activity that encourages learning through following guidelines and/or working as a group

TODAY'S BIBLE STORY

We're Going to Be Friends

David and Jonathan
1 Samuel 20
(supporting: 1 Corinthians 13:4-8)

TODAY'S BOTTOM LINE

Friends love one another.

MONTHLY MEMORY VERSE

**A friend loves at all times.
They are there to help
when trouble comes.**
Proverbs 17:17, NIV

MONTHLY LIFE APP

**Friendship—Using your words and
actions to show others you care**

BASIC TRUTH

**I should treat others the way
I want to be treated.**



1. HIDDEN PICTURES

[TALK ABOUT GOD | BIBLE STORY REVIEW]

WHAT YOU NEED: "David and Jonathan Story Pictures" Activity Pages

WHAT YOU DO:

- Divide your group into two teams.
- Select one kid from each team to stand next to you. Select kids you know are responsible and can handle a "special task."
- Assign a paper color to each team.
 - If one team is yellow and one team is blue, hand the yellow pictures to the blue team volunteer and the blue pictures to the yellow team volunteer so that they are hiding pictures for the opposing team around your Small Group area.
- Instruct the rest of the kids to put their heads down and close their eyes, or face the wall if that's an option.
- While your volunteers hide the pictures, lead the kids to say their ABC's, sing a favorite worship song, or repeat this month's memory verse.
- Once the pictures are hidden, instruct kids to open their eyes.
- Let the two "hiders" stand next to you, and instruct them not to give any clues or hints.
- When you say, "Go!" teams will race to find all eight pictures and put them in order according to the numbers on the page.
- Once the pictures are found, let the kids work together to put them in the correct order, according to the story.
- Hold up each picture as you use the text below to review the story:
 - Picture #1: King Saul was in charge, and his son's name was Jonathan.
 - Picture #2: God chose David as the next king.
 - Picture #3: Though David was chosen as king instead of Jonathan, the boys were still best friends.
 - Picture #4: Jonathan gave David his best things—his robe, belt, sword, and bow.
 - Picture #5: King Saul became so jealous that he tried to kill David.
 - Picture #6: Jonathan was worried for his friend. He had a secret plan to warn David.
 - Picture #7: When they realized David was in trouble, the two friends had to say goodbye.
 - Picture #8: Open your Bible to 1 Corinthians 13:4-8a and read it aloud.
- ASK:
 - How did Jonathan feel about David being the next king? Was he jealous? (*Jonathan was David's best friend. He wasn't jealous of David. He protected David.*)
 - What about David? Did he brag about being the next king or make Jonathan feel bad about it? (*No, David didn't brag. He was Jonathan's friend.*)



WEEK
TWO
SEPTEMBER 2020

SMALL GROUP

K-1

PRELUDE

SOCIAL

STORY

WORSHIP

GROUPS

HOME

CREATING A SAFE PLACE TO CONNECT
25 MINUTES

(1. HIDDEN PICTURES . . ., CONTINUED)

- What does it mean to be patient and kind with your friends? *(You let them choose what game you play. You don't do something mean out of anger when they do something that frustrates you.)*

WHAT YOU SAY:

"I love this story of two best friends! David was chosen as the next king, but Jonathan, King Saul's son, wasn't angry. He loved David, and even gave David his favorite things. And when King Saul became jealous and tried to kill David, Jonathan stepped up to protect him. Jonathan and David show us that **friends love one another**.

"The verses I read from 1 Corinthians 13 show us what love looks like. When **friends love one another**, they are patient and kind. They aren't jealous or braggy, and they don't easily get angry. That's how David and Jonathan treated each other, and we can, too!"

[Make it Personal] (Tell the kids about your best friend. How does he or she have the qualities we read about in 1 Corinthians 13? Give a specific example of a time when that friend showed kindness or patience or chose to put you first.)



WEEK
TWO
SEPTEMBER 2020

SMALL GROUP

K-1

PRELUDE

SOCIAL

STORY

WORSHIP

GROUPS

HOME

CREATING A SAFE PLACE TO CONNECT
25 MINUTES

MADE TO CREATE

an activity that explores ideas through the process of drawing, building, designing, and problem-solving



*2. POM POM BUDDIES

[LIVE FOR GOD | APPLICATION ACTIVITY]

WHAT YOU NEED: Pom poms, googly eyes, white school glue, foam heart stickers, small envelopes or paper, clear tape

WHAT YOU DO:

- Kids will make two pom pom buddies—one to keep and one to give away.
- Help kids apply two glue dots to the large pom pom then stick the googly eyes on the glue.
- For younger kids, you may want to do this step for them.
- Instruct kids to glue a mini pom pom as the nose underneath the two eyes.
- Then, they place a foam heart sticker on the bottom of the pom pom for the feet.
- Repeat for the second large pom pom.
- If kids finish quickly, encourage them to decorate an envelope with crayons and markers or fold the copy paper to make a little house for their pom pom buddy.
- They can secure everything with tape.
- As they're working, ask the kids to think of one friend to give a pom pom buddy to and how they could show love to that friend this week.

TODAY'S BIBLE STORY

We're Going to Be Friends

David and Jonathan
1 Samuel 20
(supporting: 1 Corinthians 13:4-8)

TODAY'S BOTTOM LINE

Friends love one another.

MONTHLY MEMORY VERSE

**A friend loves at all times.
They are there to help
when trouble comes.**
Proverbs 17:17, NIV

MONTHLY LIFE APP

**Friendship—Using your words and
actions to show others you care**

BASIC TRUTH

**I should treat others the way
I want to be treated.**

WHAT YOU SAY:

"These pom pom buddies are so cute! I want you to pick a friend and give one of your pom pom buddies away. What is one way you can show love to that friend this week? *(Pause for responses.)* Once you've followed through, give your pom pom buddy to your friend. You can keep the other as a reminder that **friends love one another.**"



WEEK
TWO
SEPTEMBER 2020

SMALL GROUP

K-1

PRELUDE

SOCIAL

STORY

WORSHIP

GROUPS

HOME

CREATING A SAFE PLACE TO CONNECT
25 MINUTES

MADE TO MOVE

an activity that increases the oxygen
in the brain and taps into the energy
in the body



3. A FRIEND LOVES AT ALL TIMES

[HEAR FROM GOD | MEMORY VERSE ACTIVITY]

WHAT YOU NEED: Colored paper and markers

WHAT YOU DO:

- Write the words of the verse on the pieces of paper, broken down as follows for NIV:
 - A friend/ loves/ at all/ times./ They/ are/ there/ to help/ when/ trouble/ comes./ Proverbs 17:17
- OR for NIV:
 - A /friend/ loves/ at / all/ times/ and a/ brother/ is born/ for/ a time of/ adversity./ Proverbs 17:17
- Lay the pages on the floor of your group's area like the numbers of a clock, starting with the first page as one o'clock.
- Select one kid to stand in the center of the pages and hold out his arm like one arm of the clock.
- Encourage the kid in the center to start with one o'clock (A) and point to each word of the verse as they "click" around the clock face. The kids say the words of the verse together.
- Repeat with each kid in the center.

TODAY'S BIBLE STORY

We're Going to Be Friends

David and Jonathan
1 Samuel 20
(supporting: 1 Corinthians 13:4-8)

TODAY'S BOTTOM LINE

Friends love one another.

MONTHLY MEMORY VERSE

**A friend loves at all times.
They are there to help
when trouble comes.**
Proverbs 17:17, NIV

MONTHLY LIFE APP

**Friendship—Using your words and
actions to show others you care**

BASIC TRUTH

**I should treat others the way
I want to be treated.**

WHAT YOU SAY:

"These pages sort of look like a clock face! Why? Because a friend loves at ALL times. Does a friend love at 8:00 a.m. on Saturday when they just woke up? (Pause.) Does a friend love at 1:00 p.m. when they don't get their way? (Pause.) Yes! Because **friends love one another** at all times! I'm so thankful for examples of good friends like David and Jonathan. And of course, the best friend of all is JESUS! He loves us when we mess up, when we're happy, when we're frustrated, and even when we say something unkind. Because Jesus loves us at all times, we can love others, too!"



WEEK
TWO
SEPTEMBER 2020

SMALL GROUP

K-1

PRELUDE

SOCIAL

STORY

WORSHIP

GROUPS

HOME

CREATING A SAFE PLACE TO CONNECT
25 MINUTES

MADE TO REFLECT

an activity that creates space
for personal processing
and application



4. PRAY AND DISMISS [PRAY TO GOD | PRAYER ACTIVITY]

WHAT YOU NEED: Pom pom buddies

WHAT YOU DO:

- Encourage the kids to hold their pom pom buddies as they think about the friend they've chosen, then spend a moment praying that God would help them show love to that friend this week.
- Remind the kids to follow through, to show love, and to give one pom pom buddy away.
- Close the group in prayer.

WHAT YOU SAY:

"Heavenly Father, thank You for reminding us that friends love at all times! Thank You for sending Jesus, the best friend ever. Help us be kind and patient and put others first because **friends love one another**. In Jesus' name we pray, amen."

As adults arrive to pick up, encourage the kids to show off their pom pom buddies and give one away this week because **friends love one another**.

TODAY'S BIBLE STORY

We're Going to Be Friends

David and Jonathan
1 Samuel 20
(supporting: 1 Corinthians 13:4-8)

TODAY'S BOTTOM LINE

Friends love one another.

MONTHLY MEMORY VERSE

**A friend loves at all times.
They are there to help
when trouble comes.**
Proverbs 17:17, NIV

MONTHLY LIFE APP

**Friendship—Using your words and
actions to show others you care**

BASIC TRUTH

**I should treat others the way
I want to be treated.**



WEEK
TWO
SEPTEMBER 2020

SMALL GROUP

K-1

PRELUDE

SOCIAL

STORY

WORSHIP

GROUPS

HOME

GETTING READY

HERE'S EVERYTHING YOU NEED TO KNOW TO GET READY FOR THIS WEEK

SOCIAL: PROVIDING TIME FOR FUN INTERACTION (15 MINUTES)

Welcome kids and spend time engaging in conversation and catching up. Get ready to experience today's story.

(Choose one or both of these activities.)

1. EARLY ARRIVER

Made to Connect: an activity that invites kids to share and collaborate with others while growing their understanding

WHAT YOU NEED:

- An offering container
- A die

2. OPENING ACTIVITY

Made to Move: an activity that increases the oxygen in the brain and taps into the energy in the body

WHAT YOU NEED:

- Sticker name tags; one for each kid
Note: Your church may provide name tags with your check-in system, and you can certainly use those. But it would be ideal if the kids had name tags that are large enough for all the kids to read them from a few feet away.
- A marker
- A playground ball

GROUPS: CREATING A SAFE PLACE TO CONNECT (25 MINUTES)

Create a safe place to connect and learn how the Bible story applies to real life experiences, through interactive activities and discussion questions.

(Choose as many of these activities as you like.)

* If you don't have time to do all these activities, be sure to do activity #2.

1. HIDDEN PICTURES

[TALK ABOUT GOD | BIBLE STORY REVIEW]

Made to Imagine: an activity that promotes empathy and facilitates concrete application through role-play and reenactment

WHAT YOU NEED:

- Print two sets of the "David and Jonathan Story Pictures" Activity Pages onto two different colors of

- paper for each group; one color for each set
- Scissors

*2. POM POM BUDDIES

[LIVE FOR GOD | APPLICATION ACTIVITY]

Made to Create: an activity that explores ideas through the process of drawing, building, designing, and problem-solving

WHAT YOU NEED:

- One-inch pom poms; two for each kid
- Mini pom poms (ideally a different color than the one-inch); two for each kid
- White school glue
- Googly eyes; four for each kid
- Heart foam stickers; two for each kid
- A small envelope or a piece of paper; one for each kid
- Clear tape
- Crayons or markers

3. A FRIEND LOVES AT ALL TIMES

[HEAR FROM GOD | MEMORY VERSE ACTIVITY]

Made to Move: an activity that increases the oxygen in the brain and taps into the energy in the body

WHAT YOU NEED:

- Colored Paper; 12 pieces for each group
- Markers

4. PRAY AND DISMISS

[PRAY TO GOD | PRAYER ACTIVITY]

Made to Reflect: an activity that creates space for personal processing and application


WHAT YOU NEED:

- Pom pom buddies from the "Pom Pom Buddies" Activity

HOME: PROMPTING ACTION BEYOND THE EXPERIENCE


- Print on cardstock or email this week's GodTime devotionals and Parent Cue cards.
- Tell parents about our additional family resources: **Studio252.tv** and the **Parent Cue app**.

1



King Saul and his son, Jonathan

2



God chose David as the next king.

What to Do:


Print two sets of pictures on different colored paper for each small group.
Cut the pictures apart.

3



Jonathan and David are best friends.

4



Jonathan gives David
his belt, robe, sword, and bow.

What to Do:


Print two sets of pictures on different colored paper for each small group.
Cut the pictures apart.

5



King Saul is jealous.

6



Jonathan makes a plan to warn David.

What to Do:


Print two sets of pictures on different colored paper for each small group.
Cut the pictures apart.

7



David and Jonathan say goodbye.

8



1 Corinthians 13:4-8

What to Do:

Print two sets of pictures on different colored paper for each small group.
Cut the pictures apart.

"David and Jonathan Story Pictures" Activity Page 4/4

September 2020, Week 2, Small Group K-1
©2020 The reThink Group, Inc. All rights reserved.

Bible Story Outline

We're Going to Be Friends (David and Jonathan) • *1 Samuel 20* (supporting: *1 Corinthians 13:4-8*)

SETTING UP THE STORY

- Jonathan and David: famous for their friendship
- God had put judges and prophets in place to lead His people
- The Israelites begged God to give them a king
- Eventually God told the prophet Samuel to choose Israel's first two kings: Saul, and later, David

JONATHAN GIVES GIFTS

- Everyone would have expected that Jonathan would be the next king, but God had chosen David
- King Saul chose David to lead his armies, and David kept winning
- Jonathan wasn't jealous
- He honored David by giving him his robe and belt, sword and bow

SAUL'S JEALOUSY

- King Saul saw how popular David was becoming
- He became so jealous that he threw a spear at David
- Later, he told Jonathan and all of his servants to kill David
- Jonathan told David to hide while he went to talk to his dad
- King Saul promised not to hurt David, but again, he tried to kill David
- When he failed, he sent other men to try

THE PLAN

- Jonathan was determined to protect his best friend; he and David made a plan
- King Saul was throwing a feast, and David decided that he would skip it
- When the king asked where David was, Jonathan planned to make up a story—so he could test how angry his dad was
- Jonathan planned to shoot an arrow to let David know if he should stay or run away
- Before Jonathan left for the feast, he had a request for David: *1 Samuel 20:14-15*
- David promised to always be kind to Jonathan and his family
- King Saul was furious when David didn't show up
- On the second day of the feast, Saul threw a spear at his own son
- Jonathan knew it wasn't safe for David to return, so he put their secret arrow code into action
- David knew that he could no longer return to the palace
- Jonathan knew it was the only way to keep David safe
- *1 Samuel 20:42*
- David left the city, while Jonathan went home to King Saul

WRAPPING UP THE STORY

- Everyone expected that Jonathan would be the next king after his father, but God had chosen David
- Instead of being angry or jealous, Jonathan shared his best things with David, and he helped keep David safe
- David kept his promise to show kindness to Jonathan's family

- **BL: Friends love one another.**
- Instead of getting angry or jealous, we can choose to show love to our friends
- We can support each other, defend each other, and keep our promises to each other

Bible Story Outline

We're Going to Be Friends (David and Jonathan) • *1 Samuel 20 (supporting: 1 Corinthians 13:4-8)*

SETTING UP THE STORY

- Jonathan and David: famous for their friendship
- God had put judges and prophets in place to lead His people
- The Israelites begged God to give them a king
- Eventually God told the prophet Samuel to choose Israel's first two kings: Saul, and later, David

JONATHAN GIVES GIFTS

- Everyone would have expected that Jonathan would be the next king, but God had chosen David
- King Saul chose David to lead his armies, and David kept winning
- Jonathan wasn't jealous
- He honored David by giving him his robe and belt, sword and bow

SAUL'S JEALOUSY

- King Saul saw how popular David was becoming
- He became so jealous that he threw a spear at David
- Later, he told Jonathan and all of his servants to kill David
- Jonathan told David to hide while he went to talk to his dad
- King Saul promised not to hurt David, but again, he tried to kill David
- When he failed, he sent other men to try

THE PLAN

- Jonathan was determined to protect his best friend; he and David made a plan
- King Saul was throwing a feast, and David decided that he would skip it
- When the king asked where David was, Jonathan planned to make up a story—so he could test how angry his dad was
- Jonathan planned to shoot an arrow to let David know if he should stay or run away
- Before Jonathan left for the feast, he had a request for David: **1 Samuel 20:14-15**
- David promised to always be kind to Jonathan and his family
- King Saul was furious when David didn't show up
- On the second day of the feast, Saul threw a spear at his own son
- Jonathan knew it wasn't safe for David to return, so he put their secret arrow code into action
- David knew that he could no longer return to the palace
- Jonathan knew it was the only way to keep David safe
- **1 Samuel 20:42**
- David left the city, while Jonathan went home to King Saul

WRAPPING UP THE STORY

- Everyone expected that Jonathan would be the next king after his father, but God had chosen David
- Instead of being angry or jealous, Jonathan shared his best things with David, and he helped keep David safe
- David kept his promise to show kindness to Jonathan's family