

Focus: Take a closer look

WEEK
FOUR

JUNE 2020

GRADES
2-3

SMALL GROUP

PRELUDE

SOCIAL

STORY

WORSHIP

GROUPS

HOME

252 KIDS

TEAM

CEO

Reggie Joiner

DIRECTOR OF MESSAGING

Kristen Ivy

DIRECTOR OF CHILDRENS STRATEGY

Mike Clear

CREATIVE TEAM

Molly Bell
Elloa Davis
Elizabeth Hansen
Brandon O'Dell
Greg Payne
Phil Pierce
Dan Scott
Mike Tiemann
Jon Williams

WRITERS

Jodi Blackwell
Bill Hughes
Becky Jarrett
Erin Mashaw
Kal Otis
Julie Tiemann

EDITORS

Molly Bell
Dana Wilkerson

ORANGE SPECIALIST

Amy Fenton
Amy Grisham
Barbara Graves
Terri Jones
Misty Phillips
Missy Purcell
Stephanie Porter
Jackie Raihl
Annette Stickney
Phil Summers
Courtney Templeton
Gay Tucciarone

USER AGREEMENT

Orange gladly grants permission to churches, schools, and other licensees to tailor 252 Kids® materials to fit their unique leadership requirements, locale and format preferences, and physical environment needs. However, if you wish to edit the content substantively, including Bible stories, learning activities, scripts, and any other content in which biblical principles and concepts are presented, you are obligated to do so within the doctrinal guidelines we've expressed in our Statement of Faith. These resources are intended to be downloaded and printed for use by the subscribing entity only and may not be electronically transferred to or duplicated by other non-subscribing entities. Any unauthorized reproduction of this material or incorporation into a new work is a direct violation of US copyright laws. ©2019 The reThink Group. All rights reserved. 252 Kids® and the 252 Kids® logo are trademarks of Orange and the reThink Group.

Scripture marked "NIV" is taken from the NEW INTERNATIONAL READER'S VERSION®. Copyright © 1996, 1998 Biblica. All rights reserved throughout the world.

Used by permission of Biblica.

Scripture marked "NIV" is taken from THE HOLY BIBLE, NEW INTERNATIONAL VERSION®, NIV® Copyright © 1973, 1978, 1984, 2011 by Biblica, Inc.® Used by permission.

All rights reserved worldwide.

PRELUDE

SOCIAL

STORY

WORSHIP

GROUPS

HOME

BIBLE STORY

Reach Out, I'll Be There
Peter Goes to the
House of Cornelius
Acts 10

MEMORY VERSE

**Faith is being sure of what
we hope for. It is being sure
of what we do not see.**
Hebrews 11:1, NIV

LIFE APP

**Faith—Trusting in what you can't
see because of what you can see**

BOTTOM LINE

**Knowing Jesus changes
the way you see others.**

BASIC TRUTH

**I should treat others the way
I want to be treated.**

PRELUDE: Setting the tone for the experience

For Leaders Only
Create the Environment
Monthly Overview

15
MIN

SOCIAL: Providing time for fun interaction

Early Arrivers
Charades

25
MIN

STORY: Communicating God's truth in engaging ways

Opener
Bible Story
Worship
Prayer
Closer

10
MIN

WORSHIP: Inviting people to respond to God

"Live Your Love" from *Can't Stop, Won't Stop*
"Only Focus" from *Focus Elementary EP*

25
MIN

GROUPS: Creating a safe place to connect

I See It
Simple Acts
Find It
Prayer

HOME: Prompting action beyond the experience

GodTime
Parent Cue

GETTING READY

SOCIAL: PROVIDING TIME FOR FUN INTERACTION

CHOOSE ONE OR BOTH OF THESE ACTIVITIES.

EARLY ARRIVER IDEA*Made to Move:* an activity that increases the oxygen in the brain and taps into the energy in the body**WHAT YOU NEED:**

- An offering container
- Painter's tape
 - Create a heart shape on the floor using the tape

CHARADES*Made to Play:* an activity that encourages learning through following guidelines and working as a group**WHAT YOU NEED:**

- Print the "Scenarios" Activity Page and cut apart; one set for each group
- Paper bag
- Timer

GROUPS: CREATING A SAFE PLACE TO CONNECT

CHOOSE AS MANY OF THESE ACTIVITIES AS YOU LIKE.

** If you don't have time to do all these activities, be sure to do activity #1.**** 1. I SEE IT****[TALK ABOUT GOD | BIBLE STORY REVIEW]***Made to Play:* an activity that encourages learning through following guidelines and working as a group**WHAT YOU NEED:**

- Print the "3D I Spy" Activity Page, one for each kid
- Print the "Review Questions" Activity Page
- Option 1: 3-D glasses (such as these: <https://amzn.to/2H1DMcW>), one pair for each kid
- Option 2: If you choose to make your own 3-D glasses:
 - Print "3-D Template" Activity Page, one for each kid

- Red and cyan Mylar® or acetate sheets, one for every 6 kids OR
 - Sandwich size plastic bags, one for each kid
 - Red permanent marker, one for each kid
 - Blue permanent marker, one for each kid
- Permanent markers
- Scissors; one pair for each kid or enough for a few kids to share
- Clear tape or craft glue dots

2. SIMPLE ACTS**[LIVE FOR GOD | APPLICATION ACTIVITY]***Made to Explore:* an activity that extends learning through hands on experimentation and discovery**WHAT YOU NEED:**

- Tissues, one for each kid
 - If possible, provide tissues from pocket-sized individual packs
- Clear plastic cups (8oz); one for each kid
- Water; enough to fill each cup one-third of the way
- Thick watercolor markers
- For a visual, go to <http://bit.ly/2urepOT> at 3:13 minutes.

3. FIND IT**[HEAR FROM GOD | MEMORY VERSE ACTIVITY]***Made to Explore:* an activity that extends learning through hands on experimentation and discovery**WHAT YOU NEED:**

- Print the "Crossword Verse" Activity Page; one for each kid
- Pencils

PRAYER**[PRAY TO GOD | PRAYER ACTIVITY]***Made to Reflect:* an activity that creates space for personal understanding and application**WHAT YOU NEED:**

- 3-D glasses from 'Find It' activity

252 KIDS

WEEK
FOUR

JUNE 2020

GRADES
2-3

SMALL GROUP

PRELUDE

SOCIAL

STORY

WORSHIP

GROUPS

HOME

GETTING READY, CONTINUED

ADDITIONAL RESOURCES:

- Make copies on cardstock or email this week's GodTime and Parent Cue cards.
- Tell parents about our additional family resources: **Studio252.tv** and the **Parent Cue app**.

PRELUDE

SOCIAL

STORY

WORSHIP

GROUPS

HOME

15 MINUTES

BIBLE STORY

Reach Out, I'll Be There
Peter Goes to the
House of Cornelius
Acts 10



MOVE

an activity that increases the oxygen in the brain and
taps into the energy in the body

MEMORY VERSE

**Faith is being sure of what
we hope for. It is being sure
of what we do not see.**
Hebrews 11:1, NIV

LIFE APP

**Faith—Trusting in what you can't
see because of what you can see**

BOTTOM LINE

**Knowing Jesus changes
the way you see others.**

BASIC TRUTH

**I should treat others the way
I want to be treated.**

Welcome kids and spend time engaging in conversation and catching up. Get ready to experience today's story.

Before kids arrive, take a few moments to pray for them. Thank God for each and every one of them, made in His image. Thank God for each of their unique abilities, personalities, and talents. Ask God to help you see them the way He sees them. Ask Him to help your kids see each other the way He sees them. Pray that the Bible story, conversations, and activities today would be used to change kids' perspective of those they don't get along with or don't have much in common with.

1. EARLY ARRIVER IDEA

WHAT YOU NEED: An offering container, heart shape on floor made out of painter's tape

WHAT YOU DO:

- Greet kids and collect offering.
- Gather kids around the heart shape.
- Instruct kids to take turns hopping into the heart as they answer the following questions.
- This should be quick-paced to keep kids engaged. Ask the question and invite kids to quickly jump into the heart, give an answer, then jump out.
- Questions:
 - Who loves you? (*mom, dad, grandparent, coach, teachers, aunt, uncle, best friend, family pet*)
 - What does someone do when they love you? (*hug you, compliment you, play with you, include you, help you*)
 - What's your favorite way to show someone you love them?

PRELUDE

SOCIAL

STORY

WORSHIP

GROUPS

HOME

15 MINUTES

BIBLE STORY

Reach Out, I'll Be There
Peter Goes to the
House of Cornelius
Acts 10



PLAY

an activity that encourages learning through following guidelines and working as a group

MEMORY VERSE

Faith is being sure of what we hope for. It is being sure of what we do not see.
Hebrews 11:1, NIV

LIFE APP

Faith—Trusting in what you can't see because of what you can see

BOTTOM LINE

Knowing Jesus changes the way you see others.

BASIC TRUTH

I should treat others the way I want to be treated.

2. CHARADES

WHAT YOU NEED: "Scenarios" cards in a bag, timer

WHAT YOU DO:

- Begin by explaining the rules of charades, which is silently acting something out (no talking and no sound effects).
- Divide the group into two teams.
- Teams will take turns choosing a teammate to act out a clue.
- The chosen kid will draw a card from the bag and act out the scenario on the card.
- The kid's team has 30 seconds to guess the action (or an approximation of the action) before the timer goes off.
- Then, it's the next team's turn.
- Play until each kid who wants a turn has had a chance to act out one of the cards.

WHAT YOU SAY:

"What do all of these actions have in common? That's right! They're actions we use to show someone we value and love them. What did you think about the rules of the game? For some of you it was no big deal, but when the clue was difficult, it was hard to not make sounds or say words. **[Transition] Let's go to Large Group to hear a story about someone who broke some rules to show love.**"

Lead your group to the Large Group area.

TALK ABOUT GOD BIBLE STORY REVIEW

BIBLE STORY

Reach Out, I'll Be There
Peter Goes to the
House of Cornelius
Acts 10

MEMORY VERSE

**Faith is being sure of what
we hope for. It is being sure
of what we do not see.**
Hebrews 11:1, NIV

LIFE APP

**Faith—Trusting in what you can't
see because of what you can see**

BOTTOM LINE

**Knowing Jesus changes
the way you see others.**

BASIC TRUTH

**I should treat others the way
I want to be treated.**



CREATE

an activity that explores spiritual ideas through the process of
drawing, building, and designing

* 1. I SEE IT

WHAT YOU NEED: "3-D Template" Activity Page; "3-D I Spy Maze" Activity Page; "Review Questions" Activity Page; red and cyan acetate sheets OR plastic sandwich bags with red and blue permanent markers; scissors; clear tape or glue dots

WHAT YOU DO:

Option 1:

- Hand out a pair of 3-D glasses to each kid. (Then, proceed to directions after the line space.)

Option 2:

- Hand out the 3-D glasses template and scissors to each kid.
- Instruct the kids to cut out the two arms and one frame from the 3-D glasses template.
- When they finish, demonstrate how to cut out a rectangular hole in the frame for the lenses.
- Hand out red and cyan acetate sheets or a plastic bag to each kid.
- Instruct the kids to follow as you demonstrate how to use the template to trace the outline of one of the lenses on the acetate sheet or the plastic bag with a permanent marker (a red marker if using plastic bags).
 - Show them how to trace the rectangle slightly bigger than needed, so they have a margin to glue it to the glasses frame.
 - If using a plastic bag, instruct kids to fill the traced lens in with red permanent marker.
- Instruct the kids to repeat the process for the second lens, using the cyan sheet or a blue permanent marker.
- Tell the kids to cut out the lenses.
- With tape, help the kids attach the red lens to the left eyehole and the blue lens to the right eyehole.
- Instruct the kids to tape the arms of the glasses to the main frame.
- Then, instruct them to fold the top part of the template over the lenses and use tape to seal it together. (Demonstrate these steps to ensure that kids attach the glasses arms in the correct direction.)
- Hand out a "3-D I Spy Maze" Activity Page to each kid.
- Instruct kids to put on their 3D glasses and look at the page.

252 KIDS

WEEK
FOUR

JUNE 2020

GRADES
2-3

SMALL GROUP

PRELUDE

SOCIAL

STORY

WORSHIP

GROUPS

HOME

25 MINUTES

TALK
ABOUT GOD
BIBLE STORY
REVIEW



CREATE

an activity that explores spiritual ideas through the process of drawing, building, and designing

- As you ask the questions from the “Review Questions” page, kids will look at the “I Spy” page to find the word that answers each question.

WHAT YOU SAY:

“In today’s Bible story, we heard how God helped Peter understand that He was making new rules so Jewish people and non-Jewish people could interact. Before this story, a Jew wasn’t allowed to go to someone’s house if they weren’t also Jewish. So, Peter stepping inside Cornelius’ house was a huge deal. He trusted that God was doing something new—that the good news of Jesus was for everyone. Despite what other Jews would think, Peter boldly continued to share the story of Jesus with everyone. Because he did, the story kept spreading and spreading, until eventually, someone told me, and now we’re hearing it together! **Knowing Jesus changes the way you see others.**”

**LIVE
FOR GOD**
APPLICATION
ACTIVITY



EXPLORE

an activity that extends learning through hands on experimentation and discovery

BIBLE STORY

Reach Out, I'll Be There
Peter Goes to the
House of Cornelius
Acts 10

MEMORY VERSE

**Faith is being sure of what
we hope for. It is being sure
of what we do not see.**
Hebrews 11:1, NIV

LIFE APP

**Faith—Trusting in what you can't
see because of what you can see**

BOTTOM LINE

**Knowing Jesus changes
the way you see others.**

BASIC TRUTH

**I should treat others the way
I want to be treated.**

2. SIMPLE ACTS

WHAT YOU NEED: Personal-size tissues, plastic cups, water, thick watercolor markers

WHAT YOU DO:

- Give each kid a folded tissue. (If you're using regular-size tissues, instruct kids to fold the tissue in half, horizontally, then fold it into thirds, vertically.)
- Ask the kids to keep the tissue folded.
- Instruct them to use a thick watercolor marker to draw a fat line on the tissue, about half an inch from the bottom.
- Then, ask kids to flip the tissue over to the other side and repeat the process using the same watercolor marker.
- Instruct them to carefully open the tissue and make sure that the ink bled through all of the layers, forming one long line.
- Then, they refold the tissue.
- Next, give each kid a plastic cup filled about one-third of the way with water.
- Encourage the kids to follow you as you demonstrate how to gradually insert the tissue into the water just to the marker line. Watch as the marker color runs up the tissue.
- *NOTE: To see a demonstration of this experiment, go to <http://bit.ly/2urepOT> at 3:13 minutes.*

WHAT YOU SAY:

"It was amazing how a simple line drawn on the tissue changed how the entire tissue looked! In the same way, **knowing Jesus changes the way you see others**. When you know Jesus and His story, you understand that Jesus is for everyone, not just certain people. God made each and every person on earth, and He sent Jesus for each of those people, too.

"When we learn to see people like Jesus does, we can speak up for them and show them love, no matter if they are just like us or if they're super different from us. This might mean being kind to someone who gets on your nerves. It might mean sharing your toys with your sibling or helping a stranger by opening a door for them at a store. There are LOTS of ways you can show love to others."

252 KIDS

WEEK
FOUR

JUNE 2020

GRADES
2-3

SMALL GROUP

PRELUDE

SOCIAL

STORY

WORSHIP

GROUPS

HOME

25 MINUTES

LIVE
FOR GOD
APPLICATION
ACTIVITY



EXPLORE

an activity that extends learning through hands on
experimentation and discovery

[Make it Personal] (Share about a time when God changed how you responded to someone who was different than you or someone who got on your nerves, because He changed how you saw them or because you became more aware that they are made in God's image, too.)

HEAR FROM GOD MEMORY VERSE ACTIVITY



EXPLORE

an activity that extends learning through hands on experimentation and discovery

BIBLE STORY

Reach Out, I'll Be There
Peter Goes to the
House of Cornelius
Acts 10

MEMORY VERSE

**Faith is being sure of what
we hope for. It is being sure
of what we do not see.**
Hebrews 11:1, NIV

LIFE APP

**Faith—Trusting in what you can't
see because of what you can see**

BOTTOM LINE

**Knowing Jesus changes
the way you see others.**

BASIC TRUTH

**I should treat others the way
I want to be treated.**

3. FIND IT

WHAT YOU NEED: "Crossword Verse" Activity Page, pencils

WHAT YOU DO:

- As a group, recite this month's verse, Hebrews 11:1.
- Give each kid the "Crossword Verse" Activity Page.
- Instruct the kids to find all of the words from this month's verse and circle them.
- As they work, engage them in conversation about the verse and this summer's Life App of faith.
 - If faith is believing in what you can't see because of what you can see, what are some things you can see (or hear, feel, experience) that help you know Jesus is real? (*My church, the love of my family and friends, nature*)
 - What's one thing you learned this month about God's story?

WHAT YOU SAY:

"You did a good job finding our verse today. God told Peter that he should give others a chance. And Peter had faith in God, and obeyed what God asked Him to do. He found people to share the story of Jesus with! It's important to find people in your life to give them a chance to hear God's story. **Knowing Jesus changes the way you see others.** Think of someone who you might need to see differently. Ask God to change how you see that person, then make the effort to show them that Jesus loves them!"

PRAY TO GOD PRAYER ACTIVITY



REFLECT

an activity that creates space for personal understanding and application

BIBLE STORY

Reach Out, I'll Be There
Peter Goes to the
House of Cornelius
Acts 10

MEMORY VERSE

**Faith is being sure of what
we hope for. It is being sure
of what we do not see.**
Hebrews 11:1, NIV

LIFE APP

**Faith—Trusting in what you can't
see because of what you can see**

BOTTOM LINE

**Knowing Jesus changes
the way you see others.**

BASIC TRUTH

**I should treat others the way
I want to be treated.**

PRAY AND DISMISS

WHAT YOU NEED: 3-D glasses from "Find It" activity

WHAT YOU DO:

- Instruct kids to put on their 3-D glasses.
- Ask them to look around and find things that look different than they usually do.
- They might have to take off their glasses and put them back on a few times to experience the differences.
- Ask kids to share their observations.



WHAT YOU SAY:

"When you put your glasses on, everything appears different than normal, doesn't it? The red and blue plastic changes what you see. It can make some things brighter. And it can cause you to not see other things or not notice what color certain things are. What you focus on changes what you see. **Knowing Jesus changes the way you see others.**

"As your relationship with and faith in Jesus grow, you start using your 'Jesus' lens to see others. Instead of ignoring someone that you think is different, difficult, or annoying, you might see an opportunity to be kind and loving toward them. Take a moment to think of two people you might need to see differently. Let's pray and ask God to change how you see them.

"Dear God, we are so grateful that You sent Your Son, Jesus, to die for every person You ever created so that they can have the opportunity for a relationship with You. Help us put on our 'Jesus' lens this week to see others differently. Help us learn to love them like You do. In Jesus' name, amen."

As adults arrive to pick up, ask the kids to show them their 3-D glasses and talk about one person they will try to see differently.

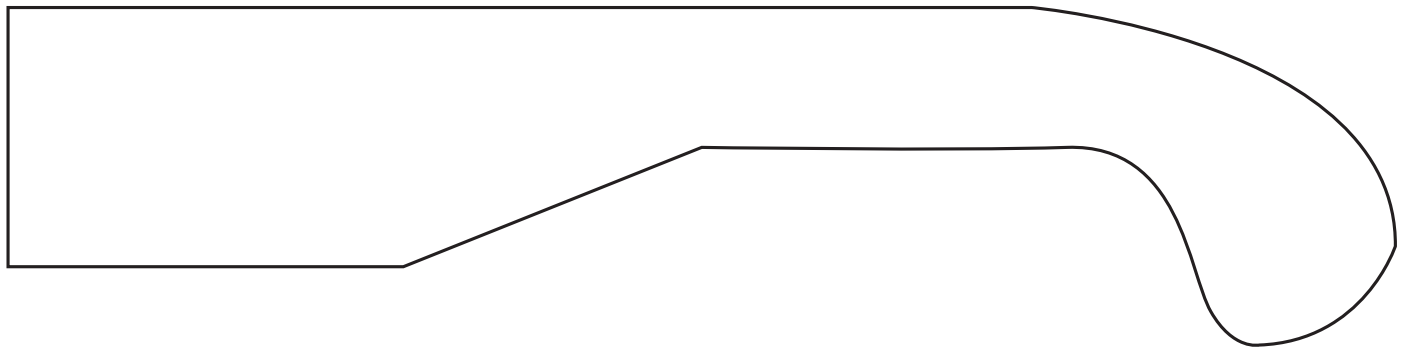
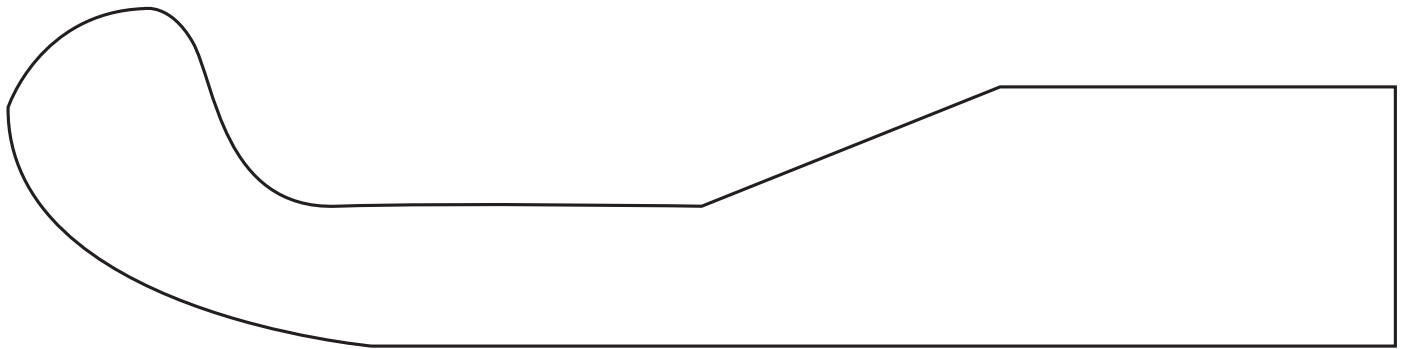
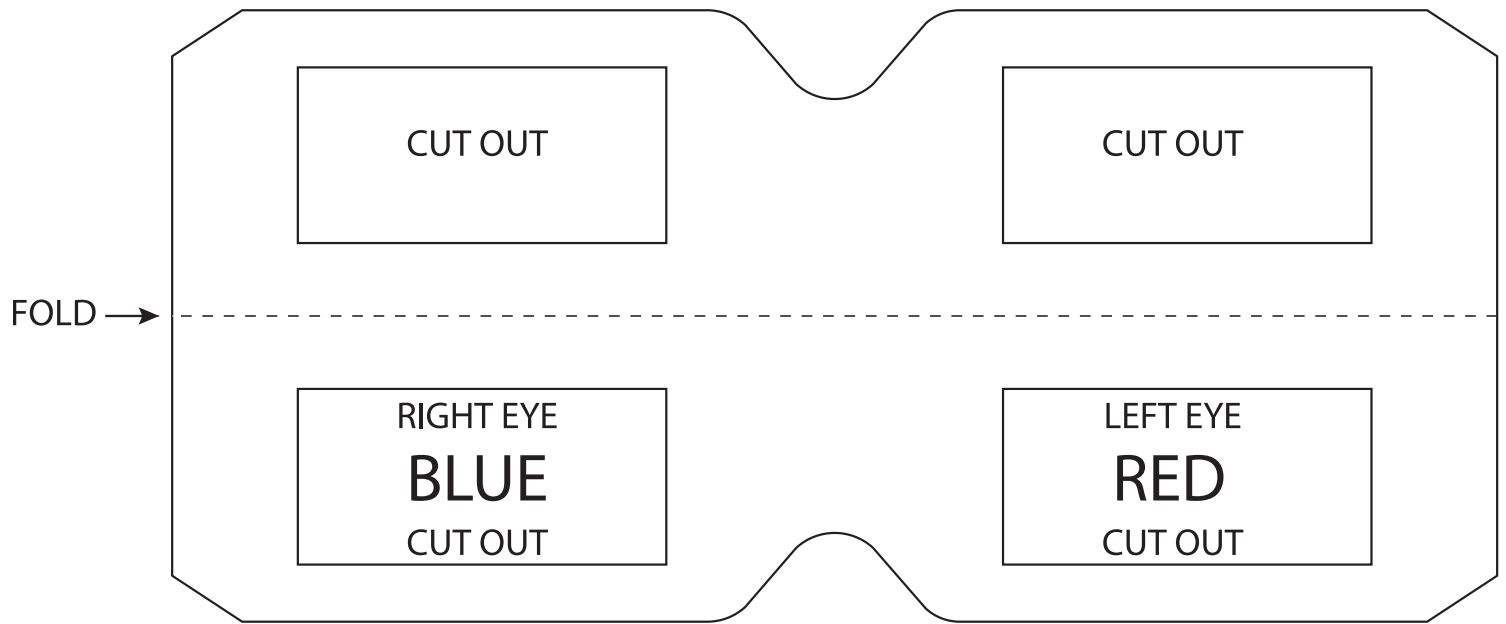


What to Do:

Print on cardstock and cut apart. Provide one set for each small group.

Scenarios

June 2020, Week 4, Small Group 2-3
©2020 The reThink Group, Inc. All rights reserved.



What to Do:

Print on cardstock. Provide one for each kid.

3-D Template

June 2020, Week 4, Small Group 2-3
©2020 The reThink Group, Inc. All rights reserved.



What to Do:

Print in color. Provide one for each kid.

3-D I Spy

June 2020, Week 4, Small Group 2-3
©2020 The reThink Group, Inc. All rights reserved.

1) What appeared to Cornelius as he prayed?

(An angel appeared to him in a vision)

- Look for the word 'angel.'

2) What did Peter see in his vision?

(He saw a sheet filled with animals which God said he could eat.)

- Look for the words 'birds', 'reptiles', and '4-legged animals.'

3) Why was it strange that God sent Peter to Cornelius' house?

(Cornelius wasn't a Jew. It was against the law for Jews to go into the houses of non-Jews.)

- Look for the word 'laws.'

4) What was God telling Peter?

(That He loves all people and wants everyone to know about Him.)

- Look for hearts. How many hearts can you find?

What to Do:

Print one copy for each small group.

Review Questions

June 2020, Week 4, Small Group 2-3
©2020 The reThink Group, Inc. All rights reserved.

Y	U	N	W	X	T	H	G	Z	C	M	E	D	Q	A
J	K	U	C	W	M	K	R	C	K	T	K	V	C	R
S	S	B	E	I	N	G	I	N	Y	W	F	F	I	A
I	U	D	W	N	S	O	S	I	W	H	O	P	E	S
A	F	D	C	F	A	F	I	R	B	S	R	F	I	C
V	I	F	V	B	W	C	B	V	S	Z	O	H	F	P
O	S	O	S	D	V	W	W	H	A	T	O	A	V	G
M	E	F	U	M	O	F	B	F	A	Y	U	V	H	H
W	E	I	O	N	I	E	S	S	U	R	E	A	W	E
V	H	A	I	C	A	E	R	P	C	H	U	W	P	B
H	S	Y	W	E	N	Z	B	U	V	R	S	S	X	U
M	V	S	U	H	I	A	V	I	F	A	I	T	H	X
E	H	E	B	R	E	W	S	E	S	S	Y	A	O	T
W	F	F	F	Z	Y	A	U	P	U	Q	O	H	J	U
Z	N	N	F	M	B	F	E	A	T	N	O	T	T	M

BEING
FAITH
FOR
HEBREWS
HOPE

NOT
SEE
SURE
WHAT

What to Do:

Print one copy for each kid.

Crossword Verse, NIrV

June 2020, Week 4, Small Group 2-3
©2020 The reThink Group, Inc. All rights reserved.

Y	U	N	W	X	T	H	G	Z	C	M	E	D	Q	A
J	K	U	C	C	M	K	R	C	K	T	K	V	C	R
S	S	A	B	O	U	T	I	C	Y	W	F	F	I	A
I	U	N	W	N	S	O	S	N	W	H	O	P	E	S
A	F	D	C	F	A	F	I	I	B	S	R	F	I	C
V	I	F	V	I	W	C	B	V	S	Z	O	H	F	P
O	S	O	S	D	V	W	W	H	A	T	O	A	V	G
M	E	F	U	E	O	F	B	F	A	Y	U	V	H	H
W	E	I	O	N	I	A	S	S	U	R	A	N	C	E
V	H	A	I	C	A	E	R	P	C	H	U	W	P	B
H	S	Y	W	E	N	Z	B	U	V	R	S	S	X	U
M	V	S	U	H	I	A	V	I	F	A	I	T	H	X
E	H	E	B	R	E	W	S	E	S	S	Y	A	O	T
W	F	F	F	Z	Y	A	U	P	U	Q	O	H	J	U
Z	N	N	F	M	B	F	E	A	T	N	O	T	T	M

ABOUT
AND
ASSURANCE
CONFIDENCE
FAITH
FOR

HEBREWS
HOPE
NOT
SEE
WHAT