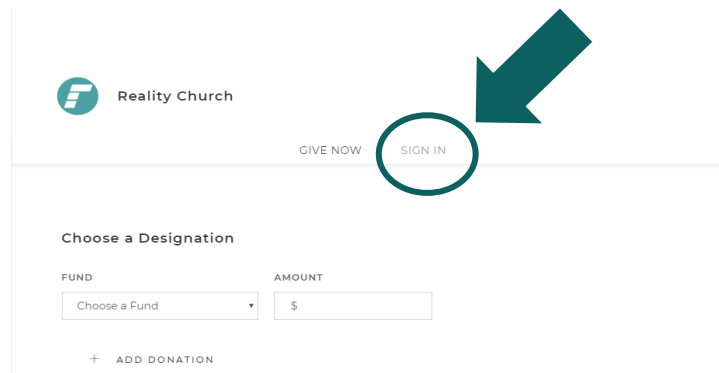
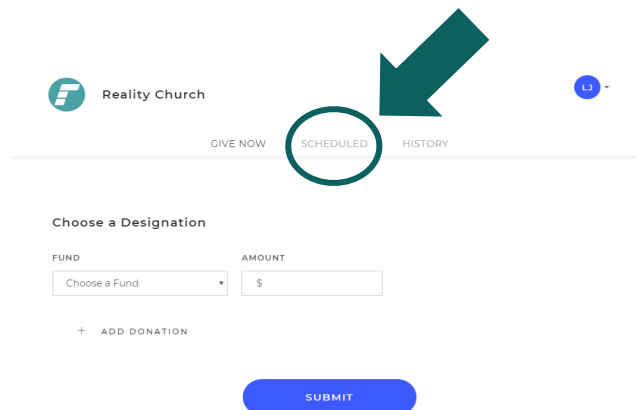


To cancel recurring giving through KINDRED (text/online)

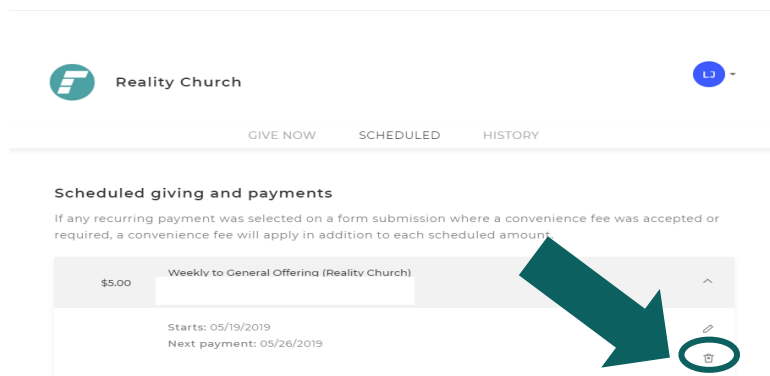
1. Log into your account <https://www.kindridgiving.com/app/giving/kindrid-es3t10e>
2. Select your campus (by default, everyone is Papillion)
3. Click on the Sign In tab.



4. Select your preferred sig in method (email or text). Whichever is chosen is where the PIN will be sent - use whatever method you currently use to give.
5. Enter the code sent.
6. Click on the Scheduled tab to view all recurring gifts.



7. Click on the Trash Can icon to stop the recurring payment.



8. Don't forget to Log Out!