

July



# FOR PARENTS

## OF ELEMENTARY-AGED KIDS



Hey, parents! Here's a look at what we're covering with your kids this month so you can help your kids continue growing at home during the week.

### GROW AT HOME THIS MONTH

#### WEEK 1

This week, kids will learn about God sending the prophet Samuel to choose **David as the new king of Israel**.

- **THE BIBLE:** I Samuel 16:1-13; II Samuel 5:1-5, 9-10; II Corinthians 12:9-10
- **THE BIG IDEA:** God uses unlikely people.

#### WEEK 2

This week, kids will learn about David's joy that caused him to **dance before the Ark**.

- **THE BIBLE:** II Samuel 6:1-5, 12b-19; I Peter 1:8-9
- **THE BIG IDEA:** God gives unexplainable joy.

#### WEEK 3

This week, kids will learn about the very special **promise that God made with David**.

- **THE BIBLE:** II Samuel 7:1-14a; Psalm 89:20-37
- **THE BIG IDEA:** God does unexpected things.

#### WEEK 4

This week, kids will learn about how God's love is stronger than our mistakes through the story of **David and Bathsheba**.

- **THE BIBLE:** II Samuel 11:1-15; Psalm 51
- **THE BIG IDEA:** God's love is unchangeable.

### MEMORY VERSE OF THE MONTH: Isaiah 55:8 (NIV)

**"For my thoughts are not your thoughts, neither are your ways my ways," declares the Lord.**

Go to [growcurriculum.org/Isaiah55-8](http://growcurriculum.org/Isaiah55-8) for memory verse sign language to try together!

# Week 1

## WATCH IT

Watch this week's Rock City Kids Online video at [www.allnationschurch.ca/children](http://www.allnationschurch.ca/children) or at 9am Sunday at [ancsudbury.online.church](http://ancsudbury.online.church).

## DO IT

### Unusual Charades

Play a game of Unusual Charades

#### Supplies

- charade cards

#### Instructions

Less than 4 people - no teams

More than 4 people - divide into teams

1. Place the cards face down
2. On your turn, pick up a card and act out what it says
3. Everyone guess, the person (or team) who guesses right gets a point
4. Take turns and remember, this is unusual charades, so think outside the box!

### Unlikely Grocery Bag

Today we saw how mixed up our order got at the grocery store and how some unusual items ended up in the grocery bags. What would be an unusual thing to find at another store?

#### Supplies

- different plastic or reusable bags from different stores
- items which would be unusual to buy at those stores

#### Instructions

1. Put an unusual item in a bag and place it on the table



2. Ask a parent or friend to look, feel touch or smell the bag to guess what is in it.
3. Take turns putting unusual items in bags and seeing if people can guess what is in them.

Remember even though what is inside isn't what you expect on the outside, it's still a useful and wonderful item.

## TALK ABOUT IT

Find a grown up and take turns answering these questions

1. What did God tell Samuel about all of Jesse's sons?
2. Why did Jesse not call David into the house in the beginning?
3. Read II Corinthians 12:9-10. This verse says that we should be okay with our weaknesses. Why do you think that is?
4. What does it mean when we say God uses unlikely people?
5. What are some things we can do to see people for their hearts the way God does?
6. How can we have the kind of heart God looks for?





A Giraffe  
Wearing A  
Scarf



An Elephant  
Having A  
Party



A Snake  
Drinking  
Coffee




A Bear  
Going  
Fishing



A Bird  
Having A  
Nap



A Dancing  
Reindeer



A Boxing  
Kangaroo



A Crocodile  
Eating  
Ice Cream




An Octopus  
Taking A  
Bath



A Sheep  
Knitting a  
Sweater

**THE BIG IDEA:** God uses unlikely people.

**THE BIBLE:** David Becomes King: I Samuel 16:1-13;  
II Samuel 5:1-5, 9-10; (II Corinthians 12:9-10)



# Week 2

## WATCH IT

Watch this week's Rock City Kids Online video at [www.allnationschurch.ca/children](http://www.allnationschurch.ca/children) or at 9am Sunday at [ancsudbury.online.church](http://ancsudbury.online.church).

## DO IT

### Boxes of Joy

God gives unexplainable joy, we want to recognize and celebrate it.

### Supplies

- Joy Box cut out\*
- stickers/other decorations
- markers/crayons
- tape/glue

\*included in July Box

### Instructions

1. Decorate the Joy Box
2. Fold the Joy Box and tape/glue the sides together.
3. Write or draw on little pieces of paper things that you are joyful for
4. Put them in you Joy Box
5. During the week, praise God for the things that give you joy

### Exploding Joy


This week we talked about joy can explode out from us and into other people. Think of someone who you can spread joy too. Write their name down on a piece of paper and a list of things that you could to bring them joy. Pick one thing and this week, share your inexplicable joy.



## TALK ABOUT IT

Find a grown up and take turns answering these questions

1. What did David summon his troops to get?
2. Why was the Ark of the Covenant so important to David?
3. How did David respond when the ark finally arrived in the city?
4. Read I Peter 1:8-9. Do we need to be able to see God in order to feel the love of God?
5. What makes you happy?
6. What is the difference between happiness and joy?
7. How can we get unexplainable joy?



**THE BIG IDEA:** God gives unexplainable joy.

**THE BIBLE:** David Dances Before the Ark:  
I Samuel 6:1-5, 12b-19; (I Peter 1:8-9)





# Week 3

## WATCH IT

Watch this week's Rock City Kids Online video at [www.allnationschurch.ca/children](http://www.allnationschurch.ca/children) or at 9am Sunday at [ancsudbury.online.church](http://ancsudbury.online.church).

## DO IT

### Honeybee Hive

Honeybees build their own hives. In today's service we saw our hosts work together like honeybees to build their own hive. Can you and a friend work together and build the tallest hive? Send us a photo of your tallest hive to [rockcitykids@allnationschurch.ca](mailto:rockcitykids@allnationschurch.ca).

### Supplies

- cups\*
- flat surface

\*included in July Box

### Instructions

1. On a flat surface take the cups and try to build the tallest hive possible
2. The hosts demonstrated one way to build in today's Rock City Kids Online, but there are many other ways, try them all!

**TIP** Honey bees use different materials to make their hives, what other materials could help you?




## TALK ABOUT IT

Find a grown up and take turns answering these questions

1. What did David want to do for God?
2. How was God's plan different from David's?
3. What did God promise David?
4. Read Psalm 89:29. What do you think this means about making David's "line" last forever? Do you think God had a purpose for more than just David? If so, what do you think that purpose is?
5. What does God keeping the promise to David mean for us?
6. Why is it important that we not put a limit on what God can do?
7. When has God done the unexpected in your life?

**THE BIG IDEA:** God's does unexpected things.

**THE BIBLE:** God's Promise to David:  
II Samuel 7:1-14a; (Psalm 89:20-37)



# Week 4

## WATCH IT

Watch this week's Rock City Kids Online video at [www.allnationschurch.ca/children](http://www.allnationschurch.ca/children) or at 9am Sunday at [ancsudbury.online.church](http://ancsudbury.online.church).

## DO IT

### Unchanging Stress Ball

A stress ball can help us whenever we feel like we made a mistake or when someone's upset us. But you see how the stress ball doesn't stay squished when you squeeze it? God's love for us is like that. No matter what you might have done that would make God unhappy, God will always forgive you and love you just as much as always! God's love is unchangeable.

### Supplies

- balloon
- popsicle stick
- funnel (can make out of half of a water bottle)
- cornstarch (can substitute flour or other baking material)

### Instructions

1. Stretch your balloon over the bottom of your funnel. (you can also stretch it over a cup to make it easier to hold)
2. Fill your balloon with corn starch, use the popsicle stick to push the corn starch down.
3. When it is about half full, tie it closed, double knot for safety.




## TALK ABOUT IT

Find a grown up and take turns answering these questions

1. Where was David supposed to be?
2. Why was it wrong for David to be in love with Bathsheba?
3. How did David try to cover up what he had done?
4. Re-read II Samuel 11:1. It can be dangerous when we're not where we're supposed to be. When have you found yourself in trouble because you were not where you were supposed to be or doing what you were supposed to do?
5. How do you respond when you see something you really want, but can't have?
6. What do you do after you've made a big mistake?
7. Why does God still love us after we've done wrong things?

**THE BIG IDEA:** God's love is  
unchangeable.

**THE BIBLE:** David and Bathsheba:  
II Samuel 11:1-15; (Psalm 51)







# UNUSUAL