

LESSON SNAPSHOT

BOTTOM LINE:

You are a part of God's wonderful creation.

OBJECTIVE:

Kids will know, "God made me."

KEY PASSAGE:

Psalm 139:13-18, Fearfully and Wonderfully Made

MEMORY VERSE:

"God is the builder of everything." Hebrews 3:4b (NIV)

SUMMARY:

The ultimate builder is God. He made the universe and everything in it in 6 days. And he made you! Every hair on your head and freckle on your skin is part of God's wonderful creation.

SIMPLE PRAYER:

Dear Jesus,

Thank you for making me a part of your wonderful creation.

Amen

MEMORY VERSE

“God is the builder of everything.” Hebrews 3:4b (NIRV)

LARGE GROUP MV ACTIVITY: Teach the kids the verse, using the following hand motions: “God is the builder” [Start with your hands in front of you at waist level; alternating hands, move your hands up as if building something or moving up a ladder] “of everything.” [Bring your arms down in a wide circle.]

SMALL GROUP MV ACTIVITY: Say the verse together several times, using the hand motions. Now see if your preschoolers can say the verse without adult voices backing them up. (Adults: continue to participate in the motions.)

SKIT OR PUPPET SHOW

TITLE: Barb the Builder: Wonderfully Made

ITEMS NEEDED: Small wooden end table, rag, hardhat and outfit to suggest that Barb is a builder/fixer

CHARACTER BREAKDOWN: 1F

CHARACTERS: Barb

Barb is on stage, wiping down the table. She looks at it with pride as she talks to herself.

BARB: Can I build it? Yes I can.

Barb sees the kids.

BARB: Oh hello. Barb the Builder here. If you want it built, if you need it fixed, I'm your gal. I was just admiring this little stand. It's the first thing I ever built. I remember every piece of wood I used. I remember cutting and shaping the wood. I remember fitting all the pieces together. This stand is very special to me because I made it.

Barb puts down the rag and focuses all her attention on the kids.

BARB: You are very special to God. He made you. The Bible says that he formed you inside your mommy's tummy. The Bible says that you are wonderfully made. Made by God. He loves you very much, because you are his. God made something special when he made you. Yes, sir.

Barb goes back to caring for her end table. End.

SNACK

ITEMS NEEDED: Paper plates. Various items of your choosing: M&Ms, berries, banana slices, licorice rope

ADVANCED PREPARATION: Post a sign outside the preschool area that says: "Today's snack contains (list individual items). Please let your child's teacher know if it is not ok for your child to have this snack."

CONNECTION: Give each child a paper plate. Set out the various snack items and invite kids to use the items to "draw" a face onto the paper plate. As kids place the eyes, nose and mouth onto their faces, remind them that God made every part of them.

God made me.

No snacks at this time

CRAFT

Psalm 139 Flowers

ITEMS NEEDED: Construction paper, finger paint, crayons, marker, plates

ADVANCED PREPARATION: Write at the top of each paper, "I am wonderfully and fearfully made."

DIRECTIONS: Put finger paint onto a plate. Help kids dip one of their hands (*palm and fingers*) into the paint, and then press it onto their sheet of construction paper. This will be the flower. Use a green crayon to draw a stem coming down from the flower.

Give kids crayons to fill in the rest of the picture as they like.

Remind kids that God made the beautiful flowers. God also made each of us. The Bible says that we are "wonderfully and fearfully made" meaning that God made us special.

Lead the kids in saying "God made me."

Advance prep will be completed

Ink stamp pads / finger paints
Wet wipes
available

HANDS-ON ACTIVITY

ITEMS NEEDED: Full length mirror

ADVANCED PREPARATION: None

DIRECTIONS:

God made you. He made every part of you. When you were in your mommy's belly, God was knitting together every part of you to make you who you are. Special.

Invite one of the kids to come up to the mirror. Ask her to look at her reflection and identify one part of her that God made. Have her sit down and invite another child to come up.

Invite him to identify another part of himself that God made. Continue until each kid who wants to participate has had a chance.

Marvel together at all the parts that make up just one person. God made all of that.

Remind kids that God knows you completely because He made you. God loves you.

No full length mirror
*Hand held mirrors

MAIN LESSON

BOTTOM LINE: You are a part of God's wonderful creation.

OBJECTIVE: Kids will know, "God made me."

KEY PASSAGE: Psalm 139:13-18, Fearfully and Wonderfully Made

WORSHIP TIME:

Prior to the lesson, sing one or two songs with the kids. Use CDs or live lyrics of songs that the kids are familiar with.

LESSON:

Today's story comes to us from the Bible. *(Hold up a Bible.)* The Bible is God's word to us, so we know that everything it says is true. *(Open the Bible and set it down in front of you as you give the lesson.)*

Do you like to make and build things? Maybe you build ships with Legos or high towers with wooden blocks. Maybe you like to make pictures with crayons or statues with clay. It's fun to get creative and build things.

The Bible says that God is the builder of everything. God built the Earth. God built the heavens above us and the ocean's below us. God made the animals. God made the trees, and the flowers, and the clouds, and the mountains, and the. . . well, everything!

God even made you. God made you special. He knows you and he loves you. Even before your mommy and daddy knew you, God knew you. When you were still in your mommy's tummy, God knew you.

Everyone gets scared at some point. Whenever we feel afraid, we can remember that God is always with us and loves us. God's perfect love can make our fear disappear!

Sometimes I can feel like I'm not important. Or that I'm not loved. But that's not true. I am important to God. I am loved by God. God made me.

You are loved and important to God. God made you.

SIMPLE PRAYER

Dear Jesus, Thank you for making me to be a part of your wonderful creation. Amen

MAIN LESSON DISCUSSION QUESTIONS

WIGGLE TAMER: Play a few rounds of Duck Duck Goose.

SMALL GROUP MEMORY VERSE ACTIVITY: Say the verse together several times, using the hand motions. Now see if your preschoolers can say the verse without adult voices backing them up. (Adults: continue to participate in the motions.)

DISCUSSION QUESTIONS:

Who made the Earth?

Who made the oceans?

Who made the flowers?

What else did God make?

Who made me?

SMALL GROUP GAME OR ACTIVITY: Have kids gently lay on a sheet of craft paper, while you trace their outline in marker. (*Alternately, tape the craft paper to the wall; have kids stand against the wall while you trace their outlines.*) Give kids crayons and invite them to recreate themselves. Talk about how God made each part of us – eyes, nose, mouth, arms, etc.

Options

Preschool: above listed / red
light green light

K-1 hot potato / red light



SPECIAL 1 PAGE LESSON FOR 1 & 2 YEAR OLDS

PLAY TIME: Spend the first 15 minutes on the floor playing with the kids. Cars, dolls, blocks, and simple puzzles are great for this time.

BIBLE TIME: Seat the kids in the place they will be having snack. Hold up a Bible or Illustrated Kids' Bible and say, "This is the Bible. God wrote the Bible. Everything in the Bible is true." Then allow each child to pat the Bible with his hand.

LESSON: (*Sung to the tune "This Old Man"*)

God made you.

God made me.

God made us all wonderfully.

Everything He made is beautiful you see,

God made us all wonderfully.

God made me.

MAKE IT REAL: After the lesson say, "God loves you, and he wants you to love him too." Then point to each child and say, "God loves you (child's name)."

MEMORY VERSE ACTIVITY: "God is the builder of everything." Hebrews 3:4b (NIRV) – Teach the kids the verse, using the following hand motions: "God is the builder" [Start with your hands in front of you at waist level; alternating hands, move your hands up as if building something or moving up a ladder] "of everything." [Bring your arms down in a wide circle.]

PRAYER TIME: Ask the children to fold their hands and bow their heads. Say, "Let's pray before our snack. Thank you God for our mommies and our daddies. Thank you for loving me. Thank you for this snack we get to eat. Amen."

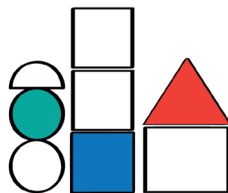
SNACK TIME: Wash each child's hand with a wet wipe and then serve the snack. At this age crackers or goldfish with water are generally best, but you always want to be mindful of any food allergies.

POTTY BREAK: After snack is a great time to ask those who are potty trained if they need to use the bathroom, or change diapers of those who are not yet potty trained.

PLAY TIME: Finish the day with more playtime until it's time for dismissal.

A decorative border of colorful confetti dots in red, blue, green, and orange surrounds the page.The logo for 'BUILD IT!' features the words in large, colorful, blocky letters. Below it, in smaller text, is 'The Bible's Biggest Construction Projects'.

The Bible's Biggest
Construction Projects



4-Week Preschool Ministry Curriculum

MAKE IT STICK

4 Simple Ways You Can Make This Lesson Stick With your Kids

Build It Lesson 1

THIS WEEK'S LESSON: WONDERFULLY MADE



IN THE CAR:

On your next drive, go back and forth with your kids, seeing how many things you can name that God made. If you run out of individual categories, move into specifics. For example, don't just say birds; list all the different kinds of birds. List the parts of the thing: God made trees; he made the trunk, the leaves, the branches, etc. Marvel at what God has made.



HANGING OUT:

Get out the modeling clay or the building blocks and make something with your kids. Wonder together why it's so fun to make and build things. Wonder together how God might have felt when he was making each of you. Remind your kids that God made them special. He knows them completely and loves them perfectly.



AT DINNER:

Pray before the meal, thanking God for the food we need to stay healthy and that helps kids grow big and strong. Marvel at the way that God made us special and takes care of us.



AT BEDTIME:

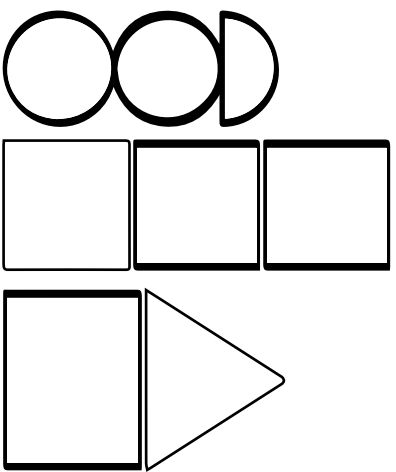
Snuggle up together and remind your little one of how special she or he is. Share a special memory of your kid. Talk about your gratitude for being able to be the parent or guardian of someone that God made so special.

KEY PASSAGE:

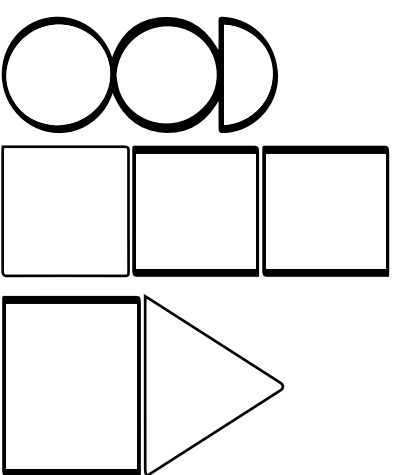
Psalms 139:13-18, Fearfully and Wonderfully Made

MEMORY VERSE:

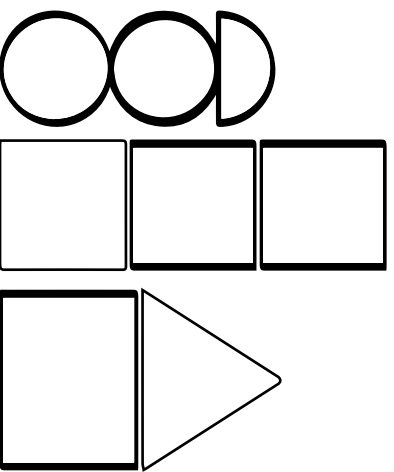
"God is the builder of everything." Hebrews 3:4b (NIV)



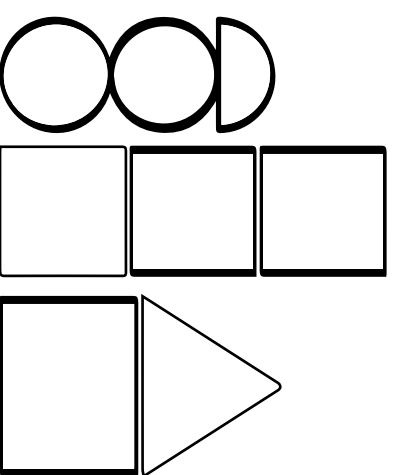
"but God is the builder of everything."
- Hebrews 3:4b (NIV)



"but God is the builder of everything."
- Hebrews 3:4b (NIV)



"but God is the builder of everything."
- Hebrews 3:4b (NIV)



"but God is the builder of everything."
- Hebrews 3:4b (NIV)