

PRAYER GUIDE


INSTRUCTIONS

STEP 1




Have children color and decorate the pages of the prayer guide on the next page.

STEP 2




Have children cut out the two rectangles on the dashed lines. (You may need to help younger children or have an older sibling help.)

STEP 3



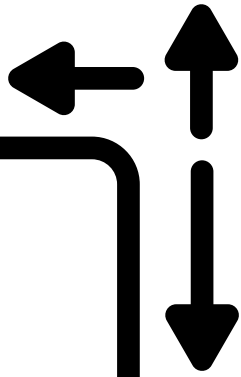
Have children glue the blank sides of the rectangles together, which will form a booklet when folded in half.

STEP 4




Children should fill in the various blanks in their prayer guide, and use it as a reminder of the important spiritual discipline of prayer!

WHEN
I TALK
TO GOD,
**HE
LEADS
ME!**



_____'s
**PRAYER
GUIDE**



DEAR GOD:

Thank you for

_____ .

Today please help with

_____ .

I pray for

_____ .

GOD REVEALS the
PATH OF LIFE _____
to me; WITH HIM
I am FILLED
WITH JOY!

 PSALM 16:11

