

God Heals Naaman

Prophets Speak for God

2 Kings 5:1-19

Bible Point

God is powerful.

Purpose

It's likely that we've all cried out to God, desperately seeking his powerful intervention.

"God, you spoke and calmed a storm. Certainly you can speak and heal me."

"God, you parted a sea. Certainly you can open doors for a job."

"God, you gave children to childless women in the Bible. Certainly you can give me a family."

Yet when God's power isn't revealed in our time—or in the way we imagine—we grow frustrated, disheartened, or doubtful.

When Naaman saw a glimmer of hope for healing, he had an idea of how it should all go down. But when God's prophet wouldn't even meet him face-to-face, Naaman fumed. Yet when he followed God's plan, he saw immense power and purpose that changed his life forever.

Use today's lesson to remind children that God is powerful *and* intentional with his plans. Give them the courage to do things God's way and look forward to the power they can see!



Prayer

Mighty God, your ways are higher than mine. Help me set aside my pride and my vision and humbly accept the way your power is to be revealed. I want to be a part of the incredible work you're doing. In Jesus' name, amen.

Prep

Opening Options	Sing & Play	Bible Discovery & Goodbye Circle	Apply-It Options
<ul style="list-style-type: none"> <input type="checkbox"/> Option Cards* <input type="checkbox"/> <i>Tissue Paper Hoppers</i>: tissue paper, paper <input type="checkbox"/> <i>Car Wash</i>: toy cars or trucks, towels, water, spray bottles 	<ul style="list-style-type: none"> <input type="checkbox"/> <i>Music CD</i>* <input type="checkbox"/> <i>Music Video DVD</i>* <input type="checkbox"/> <i>Buddy Video DVD</i>* <input type="checkbox"/> Yeddy Bible Memory Buddy poster* <input type="checkbox"/> media player <input type="checkbox"/> Bible (bookmark Ephesians 6:10) 	<ul style="list-style-type: none"> <input type="checkbox"/> "God Heals Naaman" Bible Story poster* <input type="checkbox"/> <i>Music CD</i>* <input type="checkbox"/> Yeddy Bible Memory Buddy stickers* (1 per child) <input type="checkbox"/> media player <input type="checkbox"/> Bible (bookmark 2 Kings 5:3, 9-10) <input type="checkbox"/> parachute or large bedsheet 	<ul style="list-style-type: none"> <input type="checkbox"/> <i>Game</i>: no supplies <input type="checkbox"/> <i>Food-n-Friendship</i>: snack, napkins, hand cleanser, <i>Music CD</i>*, media player <input type="checkbox"/> <i>Coloring Creation</i>: "God Heals Naaman" Coloring Creation pages* (1 per child), crayons, blue cellophane, glue sticks, <i>Music CD</i>*, media player

* in your **Simply Loved Kit**



Opening Options

Set up one—or both—of these intro activities to start your time together. Each activity connects kids to the Bible Point and to each other. Cut apart these Option Cards, and place one by each activity you choose. Crew Guides will follow the directions and build friendships with kids as they make discoveries together.



Tissue Paper Hoppers

Supplies: tissue paper, paper

Lay out seven pieces of tissue or paper, about 3 feet apart. Jump from one paper to the next, making giant jumps! Count aloud as you hop. When you land on the paper, it crinkles and sounds a little like a tiny splash of water!

? When do you like to hop and splash in water?

Today we'll hear about a man who dipped himself seven times into a splashy river...and something amazing happened! The man found that **God is powerful.**

Car Wash

Supplies: toy cars or truck, towels, water, spray bottles

Wash toy cars or trucks by carefully spraying them with water. Spray them seven times, counting aloud each time a car gets sprayed. Dry the cars with towels. Look how clean they are!

? You gave the toys a bath! What do you like best about *your* bath?

In the Bible, a man sort of took a bath in a river. He didn't just get clean; his sore skin was made well! Only God could heal him because **God is powerful.**

Opening

Now's a great time for Opening Options. Choose one—or both—to introduce today's Bible discoveries.



"The Cleanup Song" (*Music CD track 1*)

Help kids transition by cleaning up before sitting with their Connect Crews. A Connect Crew is a smaller group of kids with one Crew Guide.

Sing & Play

Welcome

Hi, everyone. I'm so glad you're here today. Let's say hello to our friends with our welcome song.



"Hello, My Friends" (*Music CD track 2*)

Let's say hello to our Crew Guides. They're our go-to friends who are here to have fun and learn along with us.

- Kids give their Crew Guides two thumbs up.

Bible Point

Today's Bible Point tells us **God is powerful**. Every time you hear the words **"God is powerful,"** put your hands on your hips like a superhero and say, **"Fear not!"** Let's try that together.

"Fear not" is another way to say **"You don't need to be afraid."** Let's use our hands to remember that.

When thunder shakes, (*pound fists on the floor*)

When rain falls down, (*pat hands on legs*)

Fear not! (*hands on hips like a superhero*)

God's the strongest around! (*Point up*)

God is powerful! (*Fear not!*)

Your heart might shake (*pat chest*)

And tears fall down. (*make "tear" tracks down cheeks*)

Fear not! (*hands on hips like a superhero*)

God's the strongest around! (*Point up*)

God is powerful! (*Fear not!*)

Repeat several times.

Repetition cements learning, so be sure to say today's Bible Point A LOT. Have fun with it! Kids will love listening for it and responding, **"Fear not!"**



Supplies

- Bible
- *Music CD*
 - "Hello, My Friends"
- *Music Video DVD*
 - "My God Is Powerful" music video
 - "Million Reasons" music video
- *Buddy Video DVD*
 - Yeddy Bible Memory Buddy video (Week 4)
- media player
- Yeddy Bible Memory Buddy poster



Fear not!

God's power makes us joyful! Let's boldly jump up and sing a song!



"My God Is Powerful" music video



Bible Memory Buddy & Verse

It's time to talk to our friend Buzzly Bee. Buzzly knows some cool Bible Memory Buddies that help us *bee* close friends with God. Let's call for Buzzly. Do what I do!

- Flap hands quickly like a bee.
- Make buzzing sounds.



Yeddy Bible Memory Buddy video (Week 4)

Our friend Yeddy the bear reminds us that **God is powerful.** (*Fear not!*)

- Show the Bible Memory Buddy poster.
- Remind kids that bears like Yeddy take a long, long, long nap all through the winter.
- Have kids give a *big* stretch like they've just woken up from a long nap.



Show the Bible. **The Bible is God's true story of love! Our Bible Memory Verse comes from the Bible. Let's say it together. I'll say a line, and then you repeat after me.**

"A final word: (*hold up index finger and extend arm*)

Be strong in the Lord (*make muscle with one arm*)

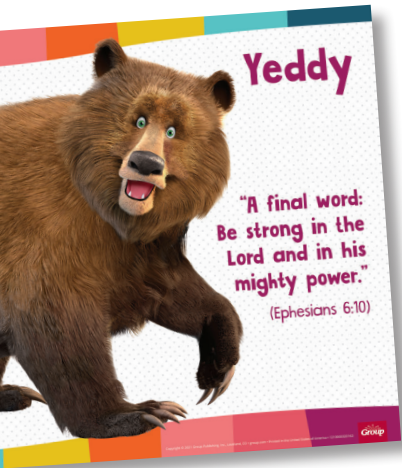
and in his mighty power." (*make muscle with the other arm*)

(Ephesians 6:10)

God is powerful. (*Fear not!*) **God's power is just *one* reason we can praise him. Let's do that now!**



"Million Reasons" music video




Bible Discovery

God is powerful. (*Fear not!*) Hold up a Bible. **Today our Bible story is about a big, strong man named Naaman [NAY-man]. Naaman had lots of owies and sores on his skin. Even though he was a mighty leader in the army, those sores hurt him a lot!**

- Have everyone get comfy and sit in knee-to-knee circles with Connect Crews.
- ❓ **Tell me about an owie or scar you have. How did you get it?** Invite Crew Guides to share first. If kids or leaders don't have a cut or scar, they can tell about a time they *did* have one.
- Crew Guides give thumbs-up when everyone has shared.
- ❓ **When you have a cut or a sore or a bug bite, what makes it better?** Invite a few responses from the entire group.

Naaman's wife had a servant girl who knew *just* what to do! She knew there was a man in another town who did amazing things with God's power. Let's read what she told Naaman's wife.

 Read aloud 2 Kings 5:3.

Naaman must have liked that idea. So he packed up his donkeys and horses with lots of special gifts to take to the prophet Elisha. Let's imagine we're carrying bags of gold—oof, they're heavy!

- Lead everyone in pretending to carry a heavy bag of gold.


He took even *more* bags of silver! Can you carry anything else? Let's try.

- Lead everyone in pretending to balance a few more heavy objects with their imaginary gold.

Naaman *really* wanted to be healed. So he even took 10 sets of clothes to give to Elisha! Wow! How will we carry it all?

- Lead everyone in pretending to carry big, overwhelming loads as they take a few steps to a new place in the room.
- Then have kids and leaders plop down, exhausted.

When Naaman finally got to Elisha's house, he thought Elisha would come out and give him a big, friendly welcome. After all, Naaman was an important guy. He'd come a long way. *And* he'd brought presents! Let's see what Elisha did.

 Read aloud 2 Kings 5:9-10.


Elisha wanted a big, strong man like Naaman to take a bath?! Cross your arms defiantly. *Humph*. Elisha didn't even come to the door! Naaman didn't want to wash in the Jordan River. He thought there were lots of other rivers that looked nicer!

Supplies

- Bible
- "God Heals Naaman" Bible Story poster
- parachute or large bedsheet

We call helpers Crew Guides. If you lead a small class, you can be the Crew Guide. Simply gather kids in a cozy circle around you. If you have helpers, form smaller groups so each child can be known—and so kids can befriend your helpers, too!

Welcome a few responses. Be sure to summarize what kids say so everyone can hear.

 Read the verses from the Bible. You're showing kids that God's Word is special. And don't worry; we've kept the verses short for young attention spans.

Stand up and show me how you look when your mom or dad or another grown-up asks you to do something *you* don't want to do.


- Lead everyone in standing up and putting hands on hips or crossing arms in front of chests. Shake your head “no” and frown.
- **?** **Do you think Naaman knew that **God is powerful?** (*Fear not!*) **Why do you think that?** Invite a few thoughts from the whole group.**

Naaman's friends had traveled with him, and they wanted him to be healed. So they told him to do what Elisha had said. Naaman itched and scratched at his hurt skin. Do that with me.

- Guide kids in scratching their arms and legs, saying “Ouch!”

So Naaman finally said “Okay.” Let's go with Naaman to the river and see what happened.

- Lead everyone to an open area of the room, and spread the parachute or bedsheet on the ground.
- Have kids and leaders gather around the “river.”
- **Naaman had to go under the water seven times. Let's raise this water over our heads, then back down. We'll count together every time we go under the parachute...I mean, the water!**
- Raise the parachute up and count “One!” Then lower it back to the ground.
- Lead everyone in repeating this six more times.



When Naaman came out of the water the seventh time, his skin was all better. No more owies! Show the Bible Story poster, and let kids see how smooth Naaman's skin looks.

- Run to different kids and look over their arms and legs.
- Point out how smooth and clean and clear their skin looks!
- Lead everyone in cheering "God is powerful!"
- Move the parachute out of sight.

Naaman knew that **God is powerful!** (*Fear not!*) Only God could heal him in such a surprising way. He went back to see Elisha and to give him the gifts he'd brought. But Elisha didn't want the gifts. He'd just wanted Naaman to know that **God is powerful.** (*Fear not!*)

? What powerful things have you seen God do?

- Share an example from your own life, or ask a Crew Guide to share. You could tell about something in nature, a time God healed someone, or a time God provided for you. Then invite responses from the whole group.

God is powerful. (*Fear not!*) **We don't have to be afraid or worried, because God has the power to do great things.**

Let's stand up and act out the Bible story as we remember how God's power healed Naaman. Lead the following action rhyme:

Dunking once, (*hold your nose, and crouch down; then pop back up*)

Dunking twice, (*hold your nose, and crouch down; then pop back up*)

Naaman's skin does not feel nice. (*shake your head "no"*)

Dip number three, (*hold your nose, and crouch down; then pop back up*)

Dip number four, (*hold your nose, and crouch down; then pop back up*)

Hmm, he's feeling not-so-sore. (*look at your arms*)

Splash five, (*hold your nose, and crouch down; then pop back up*)

Splash six, (*hold your nose, and crouch down; then pop back up*)

Naaman's skin is getting fixed! (*rub your hands over your arms*)

Hold your breath; dunk one more time. (*hold your nose, and crouch down; then pop back up*)

God's power made your skin all fine! (*raise arms and cheer*)

Naaman decided to serve and worship only God because he found out that **God is powerful.** (*Fear not!*)

Repeat, repeat! Feel free to do activities more than once. You'll give kids time to catch on and jump in.

Now's a great time for Apply-It Options. Choose one or more that fit your time frame to support today's Bible discoveries before the closing Goodbye Circle.

Apply-It Options

Choose one—or all—of these activities to support kids' learning after Bible Discovery.

Game

Gather everyone in a circle for this variation of "Duck, Duck, Goose."

- Instead of saying "duck" as he or she taps heads, the "Ducker" will count each time he or she touches a head: duck 1, duck 2, duck 3, and so on.
- When the child says, "Seven," the seventh child will jump up and chase the Ducker around the circle.
- When the Ducker returns to the empty spot, he or she can sit down and say, "God is powerful!"

In our game, you might have wanted a different friend to chase you. But we had fun following these rules! Naaman didn't want to do things God's way at first, but when he did, God's power healed him! He learned that **God is powerful.** (Fear not!)



Food-n-Friendship

Supplies: snack, napkins, hand cleanser, *Music* CD, media player

- Give a napkin to a friend and say: **God is powerful.** (Fear not!)

 **"God, You Are So Good"**
(*Music* CD track 3)

- Eat snack together.
- **When we pray, we talk with Jesus. Who has something we can talk with Jesus about?**
- Pray together.

God hears our prayers and has the power to answer them. **God is powerful.** (Fear not!) No problem is too big for God! Work together to clean up snack.




Coloring Creation

Supplies: "God Heals Naaman" Coloring Creation pages (1 per child), crayons, blue cellophane, glue sticks, *Music* CD, media player

God is powerful. (Fear not!) God healed Naaman after Naaman dunked under the water seven times. God has awesome power!

- Show kids the picture of Naaman holding his breath underwater.
- Color the picture.
- Attach blue cellophane "water" over Naaman.
- Play music as kids create.

 **"Be Strong in the Lord"**
(**Ephesians 6:10**)
(*Music* CD track 5)



Goodbye Circle

It's almost time to say goodbye! Let's sing our goodbye song as we join hands and make one big circle!

"Goodbye, My Friends" (Music CD track 4)

Today you heard that Naaman didn't want to do things God's way at first. But when he obeyed, he found that **God is powerful**. (Fear not!) Naaman took a bath in a river...and came out without itchy, ouchy skin! Have kids rub their "healed" skin and say "Ahhhh!"

God is powerful. (Fear not!) Nothing is too big for God. We can pray for friends and family members who are sick. God has the power to heal them, just as he healed Naaman. And God sent his Son, Jesus, to help us be friends with our powerful God forever!

- Show the Bible Memory Buddy poster, and remind kids that Yeddy helps us remember **God is powerful**. (Fear not!)
- Invite Crew Guides to give each child a Yeddy sticker to wear or take home. Have Crew Guides tell kids that their stickers can remind them to pray for people who are hurt or sick. Crew Guides will say, "[Child's name], God has the power to heal."

"Be Strong in the Lord" (Ephesians 6:10) (Music CD track 5)

- Do Bible Memory Verse motions and move to the music!



Saying each child's name in a loving way helps kids simply experience God's love through you!

Supplies

- Music CD
 - "Goodbye, My Friends"
 - "Be Strong in the Lord"
(Ephesians 6:10)
- media player
- Yeddy Bible Memory Buddy stickers
(1 per child)



