

Bible Discovery

Hold up the Bible. **Today we'll hear a story from the Bible about a man who wanted to see Jesus. His name was Zacchaeus. People thought Zacchaeus was a big meanie!**

- Have everyone make mean faces.
- **But Jesus loves everyone.** (*Thank you, Jesus!*) **So he was kind to Zacchaeus.**
- Have everyone make kind faces.
- **Jesus' love changed Zacchaeus' life. Let's find out what happened. We'll tell the story together.**

Tell this story in a way that's similar to "We're Going on a Bear Hunt." Have everyone pat their lap once then clap their hands once (and so on) to make a beat as they repeat each line after you.



Read aloud Luke 19:1.

Let's make our way through the town. Do what I do!

- Pat your legs, then clap your hands as you say this rhyme.
We're walking through Jericho. (*We're walking through Jericho.*)
And what do we see? (*And what do we see?*)
We see Jesus (*We see Jesus*)
Coming toward me. (*Coming toward me.*)
- Place your hand above your eyes as if seeing someone.
- Put your hands on your lap.

A man named Zacchaeus heard that Jesus was in his town. He wanted to see him. Let's find out more about Zacchaeus. Do what I do!

- Pat your legs, then clap your hands as you say this rhyme.
Zacchaeus wasn't nice. (*Zacchaeus wasn't nice.*)
He was really mean. (*He was really mean.*)
"Give me more money." (*"Give me more money."*)
"And I'll keep some for me!" (*"And I'll keep some for me!"*)
- Look sneaky, then pretend to count money and put it in your pocket.
- Put your hands on your lap.


Supplies

- Bible
- "Jesus Befriends Zacchaeus" Bible Story poster

We call helpers Crew Guides. If you lead a small class, you can be the Crew Guide. Simply gather kids in a cozy circle around you. If you have helpers, form smaller groups so each child can be known—and so kids can befriend your helpers, too!



Read the verse from the Bible. You're showing kids that God's Word is special. Don't worry—we've kept the verses short for young attention spans.



Zacchaeus made a lot of wrong choices. He stole money from people. It's no wonder people didn't like him! But **Jesus loves everyone.** (Thank you, Jesus!) He likes everyone, too. Let's find out what happened next. Do what I do!

 Read aloud Luke 19:3-4.

- Pat your legs, then clap your hands as you say this rhyme.
Jesus was coming. (Jesus was coming.)
Zacchaeus had to see! (Zacchaeus had to see!)
He ran up ahead (He ran up ahead)
And climbed up in a tree. (And climbed up in a tree.)
- Stand, run in place, then pretend to climb up a tree and look out.
- Remain standing, and put your hands at your sides.

Show the Bible Story poster. **Jesus was on his way. Zacchaeus couldn't see because of the crowd, so he climbed a tree. Let's see what Jesus did when he saw Zacchaeus. Do what I do!**


- Pat your legs, then clap your hands as you say this rhyme.
Jesus walked by (Jesus walked by)
And looked up in that tree. (And looked up in that tree.)
"Zacchaeus, come down!" ("Zacchaeus, come down!")
"Spend some time with me!" ("Spend some time with me!")
- Pretend to be Zacchaeus and climb down out of the tree. Then sit again.
- Show the Bible Story poster.
- Put your hands on your hips.

 Read aloud Luke 19:6-7.

People were upset. Zacchaeus was a meanie! And Jesus wanted to go to a meanie's house? Why would Jesus want to spend time with a meanie? People were surprised that Jesus was kind to Zacchaeus. But **Jesus loves everyone, (Thank, you Jesus!) including mean Zacchaeus. Let's see what happened when Jesus went to Zacchaeus' house.**

- Pat your legs, then clap your hands as you say this rhyme.
They went to the house. (They went to the house.)
Zacchaeus was so pleased. (Zacchaeus was so pleased.)
"I'll give to the poor! ("I'll give to the poor!")
"And I'll be mean no more!" ("And I'll be mean no more!")
- Reach into your pocket and pretend to pull out money and give it to people.
- Put your hands on your lap.

Jesus' love changed Zacchaeus. And Jesus' love can change us, too. Jesus loves nice people and mean people. **Jesus loves everyone. (Thank, you Jesus!)**



Now's a great time for Apply-It Options. Choose one or more that fit your time frame to support today's Bible discoveries before the closing Goodbye Circle.

Apply-It Options

Choose one—or all—of these activities to support kids' learning after Bible Discovery.

Game

Supplies: *Music* CD, media player

Play Musical Chairs.

- Place chairs in a circle. You'll need one less chair than the number of kids and Crew Guides. Play "As I Have Loved You" (John 13:34) (*Music* CD track 7) as everyone marches around the chairs.
- Randomly stop the music. When the music stops, have everyone try to sit in a chair.
- Remove a chair. Whoever doesn't end up with a chair sits out while the game continues. Play until only one chair is left.
- ❓ **How did you feel when you had to sit out of the game?**

Zacchaeus may have felt left out, too. No one liked him. But Jesus' love changed Zacchaeus' life, brought him close to Jesus, and brought him closer to other people, too. We're so glad **Jesus loves everyone.** (*Thank you, Jesus!*) Let's play one more time. But we'll include a chair for everyone!



Food-n-Friendship

Supplies: snack, napkins, hand cleanser, *Music* CD, media player

- Give a napkin to a friend and say, "**Jesus loves everyone!**" (*Thank you, Jesus!*)

 "**God, You Are So Good**"
(*Music* CD track 3)

- Eat snack together.
- ❓ **When we pray, we talk with Jesus. Who has something we can talk with Jesus about?**
- Pray together.

Jesus loves everyone. (*Thank you, Jesus!*) **Let's show Jesus' love and help each other clean up!**




Coloring Creation

Supplies: "Jesus Befriends Zacchaeus" Coloring Creation pages (1 per child), crayons, markers, glue sticks, wet wipes, cotton balls (several per child), *Music* CD, media player

Jesus loves everyone, (*Thank you, God!*) **including Zacchaeus, who climbed up into a tall tree to see Jesus.**

- Review the Bible story as you identify Jesus and Zacchaeus on the page.
- Color the picture.
- Help kids stretch out cotton balls and glue them onto the trees to make puffy leaves. Kids can color the cotton balls with markers.
- Play music as kids create.

 "**As I Have Loved You**" (John 13:34)
(*Music* CD track 7)

