

TEN COMMANDMENTS ACTIVITY PACK

For Preschool or Kindergarten



MY FATHER'S WORLD®



TEN COMMANDMENTS ACTIVITY PACK

For Preschool or Kindergarten

Welcome! This activity pack, with home learning activities, is designed for families to learn together. It gives you an easy way to try homeschooling with your family. Enjoy this time together, learning about our great God.

- Marie and all of us at My Father's World

www.mfwbooks.com

573-202-2000

My Father's World provides complete Christian school and homeschool curriculum for all ages, preschool - high school. See our website or call and chat with a friendly advisor about options for your family to begin educating at home.



© Copyright 2016 Marie Hazell

Art by Katerina Hazell and Christina Schofield.

Printed in the United States of America.

All rights reserved for all countries.

No part of this document may be reproduced by any means without the written permission of the author.

Scripture marked NIV taken from The Holy Bible, *New International Reader's Version*®, NIV®. Copyright © 1995, 1996, 1998, 2014 by Biblica, Inc.® Used by permission. All rights reserved worldwide.

TEN COMMANDMENTS ACTIVITIES

Day 1

First Commandment (Bible, Language Arts)

Say:

The Bible tells us that God gave His people ten very important rules. We call these the Ten Commandments. God spoke them to Moses. Here is the first rule, or commandment: "I am the Lord your God. I brought you out of Egypt. That is the land where you were slaves. Do not put any other gods in place of me." (Exodus 20:2-3 NIV)

What do you think that means? Do you remember how God saved His people from being slaves in Egypt? God chose Moses to lead them. God sent a cloud by day and a fire by night so they would know where to go. God helped them walk through the sea on a dry path. Then they walked and walked and walked in the desert, and God gave them special food called manna. Now God is telling His people, I am your God. Love Me with your whole heart and soul and strength.

God tells us that, too. He is so good to us. He wants us to love Him with our whole heart and soul and strength.

Ten Commandments Poster (Bible, Math, Language Arts)

You will need the two pages provided which have the Ten Commandments. Tape the two Ten Commandments sheets together and display them on your fridge or another place where they will be seen often. Read the first commandment.

Hint: When you look at the poster, use the terms "first commandment," "second commandment," etc. This reviews the commandments while providing a practical experience with ordinal numbers.

Listen and Obey (Character Development, Listening Skills)

Hide a coin for each child in another room. Then say, "You need to follow my directions very, very closely. It is important to learn to listen and obey." Give directions step-by-step. Example:

Walk into the kitchen. Now walk into the hallway. Find your bed. Look under the pillow.

Discuss how good it is to listen and obey. Teach your child this phrase: I obey right away and joyfully. Practice doing tasks right away and joyfully when asked, such as putting away toys.

1 Activity: Cotton Ball Race (Math, Motor Skills)

Put five cups on the other side of the room. Give your child a spoon, and put a pile of about ten cotton balls on the floor. Tell your child that when you say "Go" he is to use the spoon to pick up only one cotton ball, run to a cup, and put the cotton ball in a cup. Continue until each cup has exactly one cotton ball in it. (He won't use all the cotton balls. If you don't have cotton balls, you can use small socks.)

"Love Me" from *God's Ten Good Rules* (Bible, Language Arts)

Find the two color sheets with the illustrated story and read "Love Me" to your child. After you read the story, let your child look at the pictures and tell it back to you. Then briefly talk about the ideas in the story. Give examples from your own life whenever you can.

Second Commandment (Bible, Language Arts)

Read the second commandment on your Ten Commandments poster.

Say:

We've been talking about the Ten Commandments that God gave us. Here's the first one we learned: "I am the Lord your God. I brought you out of Egypt. That is the land where you were slaves. Do not put any other gods in place of me." (Exodus 20:2-3 NIV)

The second commandment is this: "Do not make for yourself statues of gods that look like anything in the sky. They may not look like anything on the earth or in the waters either. Do not bow down to them or worship them. I, the Lord your God, am a jealous God. ... For all time to come I show love to all those who love me and keep my commandments." (Exodus 20:4-6 NIV)

Do you know what that means? Some people don't love the true God. They make a statue and act as if it is their god. This is a horrible thing. We know that the true God isn't a statue! But sometimes we do something horrible, too. We put something as more important than God.

Some people love money too much. Some people love their things or their toys too much and won't share them even if God wants them to. God wants us to love Him most.

Bake Cookies and Follow Directions (Character Development, Logic)

Mix up a batch of cookie dough, but don't follow the directions. Pretend you are "Silly Sassafras" who doesn't like to follow directions. (Don't add any eggs or liquids.) What does the cookie dough look like? Will it make delicious cookies? Discuss what a disaster it is when we don't follow the rules.

Then follow the directions (fix the cookie dough), and bake cookies the right way. Discuss: God has directions for us to follow – the Ten Commandments. He loves us and knows what is best for us. Things turn out much better when we follow God's rules.

Count out two cookies for each person and place on a napkin for snack.

2 Activity: Parts of My Body (Art, Math)

Look in a mirror and notice which parts of your body come in twos: eyes, eyebrows, hands, etc.

Draw a person step-by-step and have your child copy each step. Begin with the head (a circle). Then add two eyes (count them 1 – 2), etc.

Day 2

Third Commandment (Bible, Language Arts)

Read the third commandment on your Ten Commandments poster.

Say:

We've been learning that God wants us to love Him most and best. Here's the third commandment: "Do not misuse the name of the Lord your God. The Lord will find guilty anyone who misuses his name." (Exodus 20:7 NIV)

What do you think that means?

I'm sorry to tell you that some people say God's name when they are angry. They scream it and say it in a very nasty way. We never want to do that. We love Him too much.

Red Light, Green Light (Motor Skills, Listening Skills)

Make a simple traffic light from paper with three circles: red, yellow, green. Count the circles: 1 – 2 – 3. Talk about how you obey traffic rules: When the light is red, I stop the car. When the light is green, then I go. Discuss why you obey these laws.

Go outside and play Red Light, Green Light. Everyone lines up at one end of the yard and will run to a predetermined finish line. (You can give shorter distances for younger children.) When you say "green light," people run to the finish line. When you say "red light," people must stop. Anyone who doesn't listen and follow the rules has to go back to the starting line. Take turns being the leader.

3 Activity: Toothpick Triangles (Math, Fine Motor Skills)

Give your child nine toothpicks. Ask him to count out three and use them to make a triangle. Repeat until he has made three triangles. Ask: "How many toothpicks are in one triangle? How many triangles did you make?"

Fourth Commandment (Bible, Language Arts)

Read the fourth commandment on your Ten Commandments poster.

Say:

Let's look at our Ten Commandments poster and review the commandments we have learned so far. (Discuss each one briefly.)

Here's the fourth commandment: "Remember to keep the Sabbath day holy. Do all your work in six days. But the seventh day is a sabbath to honor the Lord your God. Do not do any work on that day. The same command applies to your sons and daughters, your male and female servants, and your animals. It also applies to any outsiders who live in your towns. In six days the Lord made the heavens, the earth, the sea and everything in them. But he rested on the seventh day. So the Lord blessed the Sabbath day and made it holy." (Exodus 20:8-11 NIV)

Do you remember we learned that God made the world in seven days? Remember that He made the sun and moon and plants and the animals and everything. But what did He do on the seventh day? He rested! The seventh day, or the Sabbath, is a special day. It is holy (set apart for a different purpose).

Today most Christians have their rest day on Sunday. We go to church on Sunday. Dad doesn't even have to go to work. That's pretty great!

Continue to discuss. Modify to fit your family, if needed. Situations differ, and some families use Saturday as their Sabbath.

Follow Directions (Thinking Skills)

Preparation: Write these directions on ten index cards, one per card. Modify them if you like; some are silly and just for fun.

Hug someone.

Sit in the bathtub.

Eat something.

Sing a song.

Drink water blindfolded.

Say, "She sells seashells by the seashore"
as fast as you can.

Put two clean socks on your hands and
keep them on for ten minutes.

Pretend you are a cat.

Run in place as fast as you can until you
are really tired.

Go hide and we will try to find you.

Put the cards in a pillowcase. Have your child pick one of the cards. Read it to him, and he does what it says. Then you pick a card, and you do what it says. It's good to show that you also listen and obey! Save the cards to use again.

4 Activity: Egg Carton Race (Math, Motor Skills)

Put the egg carton on the other side of the room. Give your child a spoon, and put a pile of exactly eight cotton balls on the floor. Tell your child that when you say "Go," he is to pick up only one cotton ball with the spoon, run to the egg carton, and put the cotton ball in the egg carton. Continue until four holes have exactly one cotton ball each. Together, count the number of cotton balls in the egg carton. Then count the cotton balls you didn't use (4).

Day 3

Fifth Commandment (Bible, Language Arts)

Read the fifth commandment on your Ten Commandments poster.

Say:

Let's look at our Ten Commandments poster and review the commandments we have learned so far. (Discuss each one briefly.)

Here's the fifth commandment: "Honor your father and mother. Then you will live a long time in the land the Lord your God is giving you." (Exodus 20:12 NIrV)

What do you think *honor* means? It means that you show respect and listen to parents and do what they say. It means you talk to parents kindly and nicely.

This commandment is very special because God gives a promise with this one. He says, "Then things will go well with you. You will live a long time on the earth" (Ephesians 6:3). God wants things to go well with you, so God wants you to learn to honor Mom and Dad. I want things to go well with me, so I try to honor my father and mother.

Tell your child how you try to honor your parents: visiting them, calling or writing, asking their advice, and speaking kindly to them. Personalize this to your situation.

Shapes and Directions (Math, Motor Skills)

Preparation: Cut ten large shapes from sheets of colored construction paper, one shape per sheet. Make two each of blue, red, and yellow squares. Include other colors or shapes your child knows very well. (Skip this activity if you don't have colored paper.)

Spread the shapes throughout the room. Give directions to follow. Examples:

Jump on the red square three times.

Give me three squares.

Give me two squares that are not red.

Stand on the yellow square and laugh.

5 Activity: Number Cards 1-5 (Math)

Preparation: Cut apart the page provided with Numbers 1-5. You will use the 6-10 page later. You need about 20 pennies or coins.

Use only Number Cards 1-5. Help your child say the number on each card and place them on the floor in order. Then give him a stack of about 20 pennies. He puts one penny in each rectangle, counting as he places them.

Save the Number Cards and pennies to use later.

Extra challenge: Ask questions about the pennies. Example:

If I take one penny from this stack (point to the 5 card), how many will be left? (Wait for an answer; then try it and see.)

If I take two pennies from this stack (point to the 3 card), how many will be left?

Sixth Commandment (Bible, Language Arts)

Read the sixth commandment on your Ten Commandments poster.

Say:

The sixth commandment is: "Do not murder" (Exodus 20:13 NIV). Of course we know that it would be a horrible thing to murder someone. People are very important to God.

But Jesus tells us that it's also wrong to be angry with someone. He says, "Do not be angry with a brother or sister. Anyone who is angry with them will be judged" (Matthew 5:22 NIV). Jesus wants us to love our sister and brother and others.

6 Activity: Sock Throw (Math, Motor Skills)

Preparations: Write 1-10 in large numbers on ten sheets of paper, one number per page. Also write numbers 1-10 on small index cards, one per card. You will also need a rolled up sock.

Place the ten sheets of paper around the room in order. Walk by them with your child, and say the number on each sheet.

Come back to the starting point. Give your child a small card with a number, and ask him what it is (help as needed). Have him find the paper that matches his small card and toss a rolled up sock onto it. Continue with all numbers through 6. Hint: Let him stand close enough that he is successful most of the time.

Seventh Commandment (Bible, Language Arts)

Read the seventh commandment on your Ten Commandments poster.

Say:

The seventh commandment is for moms and dads. It tells us: Do not be unfaithful to your husband or wife (adapted from Exodus 20:14). Do you remember when we learned about the first man God made? What was his name? (Adam). God knew it wasn't good for him to be alone, so God made a woman to be his helper and special friend. Do you remember her name? (Eve) It was God's idea in the very beginning that a man would find a woman and they would get married. They share a very, very special love for each other.

(Adapt as needed.) Do you know what a wedding is? Mom and Dad had our wedding ____ years ago. We promised to love each other in a very special way. (Consider telling your child your wedding vows, using words he will understand.)

Note for adult: The commandment is "Do not commit adultery," which is difficult to explain to children. Focus on the special love a mom and dad have for each other.

7 Activity: Penny Drop (Math, Motor Skills)

You need one plastic cup and 10 pennies.

Put the cup on the floor. Help your child count out 7 pennies from the pile of 10. Take the extra pennies away. Have your child stand by the cup and try to drop a penny into the cup. Continue until all 7 pennies are in the cup. Then line up the pennies and help your child count them.

Eighth Commandment (Bible, Language Arts)

Read the eighth commandment on your Ten Commandments poster.

Say:

Here's the eighth commandment: "Do not steal" (Exodus 20:15 NIV). Here are some ways we can follow that commandment:

When we go shopping, we always pay for the things we get there. We would never take them without paying because that would be stealing. God tells us not to steal.

When we visit our friends, we don't take their things. We don't take their games or toys. They don't belong to us. I wouldn't want someone to steal my things, and I don't want to take things from other people. God has really great rules, doesn't He?

8 Activity: Sock Throw (Math, Motor Skills)

Repeat the Sock Throw activity (see Sixth Commandment).

Day 5

Ninth Commandment (Bible, Language Arts)

Read the ninth commandment on your Ten Commandments poster.

Say:

The ninth commandment is this: “Do not be a false witness against your neighbor” (Exodus 20:16 NIV). That means we need to tell the truth about our friends and our neighbors and people in our family.

Let’s pretend that I lost Dad’s hammer. I would need to tell him the truth: Dad, I’m sorry I lost your hammer. But what if I lie and tell him someone else did it? Wouldn’t that be terrible?

Sometimes you might be playing and accidentally break a toy. You can tell us the truth: I am so sorry I broke it. That takes a brave child, but I know God would help you do the right thing. I’m sure you wouldn’t want to lie and say that someone else did it.

If we lie about someone, they might get in trouble for something they didn’t do. God never lies, and He never wants us to lie.

Follow Directions (Thinking Skills)

Use the ten cards you prepared earlier. Put them in a pillowcase. Have your child pick one of the cards. Read it to him, and he does what it says. Then you pick a card and you do what it says. This is a fun game to play with the whole family.

9 Activity: Egg Carton Race (Math, Motor Skills)

Put an egg carton on the other side of the room. Give your child a spoon, and put a pile of exactly nine cotton balls on the floor. Tell your child that when you say “Go,” he is to use his spoon to pick up only one cotton ball, run to the egg carton, and put the cotton ball in the egg carton. Together, count the number of cotton balls in the egg carton. How many holes are empty?

Tenth Commandment (Bible, Language Arts)

Read the tenth commandment on your Ten Commandments poster. Review all the commandments.

Say:

Now we’ll talk about the tenth commandment. That’s the last one! God wants us to be happy and content with the house and toys and things we have. He wants us to be happy about our family – He’s the one who gave us our family! Here’s what He says: “Do not want to have anything your neighbor owns. Do not want to have your neighbor’s house, wife, male or female servant, ox or donkey.” (Exodus 20:17 NIV)

Sometimes we see a really cool thing at our friend’s house. It’s okay to like it, but God doesn’t want us to get grumbly and whiney about it. He doesn’t want us to get pouty if we can’t get the same toy. God gives each of us different things. He wants us to be happy with the good things He gives us.

Treasure Coloring Sheet (Character Development, Fine Motor Skills)

Say.

It's fun to think about finding a treasure chest with lots of gold. But there is an even greater treasure - Jesus. The Bible tells us that "All the treasures of wisdom and knowledge are hidden in him" (Colossians 2:3). Imagine the best, greatest treasure you can think of. Jesus is more valuable. Knowing Jesus is worth more than anything you can imagine.

Let your child color the ocean treasure coloring sheet.

Shapes and Directions (Math, Motor Skills)

Use the ten shapes from earlier. Count the shapes: 1 - 2 - 3 - 4 - 5 - 6 - 7 - 8 - 9 - 10. Spread the shapes throughout the room. Give directions to follow. Examples:

Jump on the red square three times.

Give me three squares.

Give me two squares that are not red.

Stand on the yellow square and laugh.

10 Activity: Number Cards 1-10 (Math)

Preparation: Cut apart the two pages provided with numbers 6-10. You need about 60 pennies or coins today. You can also use dried beans.

Use Number Cards 1-10 (this includes cards 1-5 from last week). Help your child say the number on each card and place it on the floor in order. Then give him a stack of about 60 pennies. He puts one penny in each rectangle, counting as he places them.

Save the Number Cards and pennies to use later.

Extra challenge: Ask questions about the pennies. Example:

If I take one penny from this stack (point to the 10 card), how many will be left? (Wait for an answer; then try it and see.)

If I add one penny to this stack (point to the 3 card), how many will be here then?



Message from Marie

Baby Geese

I have been watching a family of geese for the past few weeks. What fun! Five tiny goslings are “in school” under their parents’ watchful eyes. Those goslings faithfully follow their parents anywhere. God made them that way.

It is so sweet to watch the geese swim together. One parent leads, the other guards the rear from enemies. The babies are safe in the middle, paddling along in the protective care of the parents God gave them.

Baby geese are born with God-given wisdom (instinct) to follow their parents. I see a picture here of God-designed family relationships.

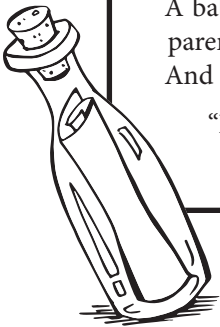
We follow Christ, spending time in His Word to know Him better. We listen to His voice and obey Him. If we follow Christ, we become more like Him. That is how it works!

We also have someone following us – like baby goslings – our precious children. They don’t need us to be the perfect academic teacher. They don’t need us to be the perfect housekeeper. They don’t need us to be the perfect anything! They need us to follow Jesus. They need to see us – warts and all – in love with Jesus. Spending time with Him. Crying out to Him when things are really hard. Going to Him when we fail, again and again, for the heart healing that only He can give.

They need to see who we are – not perfect or sinless – but people who love the Father more than anything else, who live in His presence, who are quick to go to Him (and others) when we sin.

A baby gosling is single-minded. Its whole life centers on one thought – I will follow my parent. May we be single-minded. May our whole life center on this – I will follow Jesus. And don’t forget, you’ve got some precious little ones following you!

“Follow my example, as I follow the example of Christ.” 1 Corinthians 11:1



Ten Commandments

1. I am the LORD your God. Do not put any other gods in place of me.

2. Do not make statues of gods. Worship only me.

3. Do not misuse the name of the LORD your God.

4. Keep the Sabbath day holy. Do not do any work on that day. Rest.

5. Honor your father and your mother, and things will go well with you.

6. Do not murder.

7. Do not be unfaithful to your husband or wife.

8. Do not steal.

9. Do not be a false witness against your neighbor.


10. Do not want to have your neighbor's wife. Do not desire anything your neighbor owns.

Love Me

1



1



Sam loves his little sister Katy.

2



He helps to look after her.

3



Sam loves to play soccer with his friends.

4



They have fun together.

5




Sam loves to have picnics on the beach.

6




He eats nice food and splashes in the water.

7




Sam loves going on trips to the farm.

8



He sees lots of different animals.

9



Sam loves listening to stories at bedtime.

10



Soon he is fast asleep.

11



Sam knows he is loved by someone very special.

12



God, his Heavenly Father.

13

Sam loves God most of all.
This makes God very happy.

14



15

Sam remembers God's first command in the Bible.

Love the Lord your God
with all your heart, with
all your soul, and with
all your mind.

Exodus 20:3 / Matthew 22:37

16

--

1

2

5

4

3

6

7

8

9

10



Can you find the treasure at the bottom of the sea?

PRESCHOOL

ALL ABOARD THE ANIMAL TRAIN



All Aboard the Animal Train is our year-long hands-on learning adventure with fun and easy-to-teach Bible-based lessons. Your child will learn about 12 animals through stories, finger plays, creative play, and colorful animal cookie cutters. Along the way, they will experience spiritual growth, cognitive development, reading and math readiness, and develop a love of learning.

Visit [MFWBooks.com/item/91051](https://www.MFWBooks.com/item/91051) to purchase a complete package and keep studying.

www.MFWBooks.com

573.202.2000

mfw.info@mfwbooks.com

PRE-K

VOYAGE OF DISCOVERY



Voyage of Discovery is our year-long Pre-K learning adventure. In this complete Christian Pre-K program, children will discover many exciting things about the world in which we live. They'll gain academic readiness skills with the alphabet and numbers and enjoy read aloud times. They'll learn about their community — post office, fire station, church, grocery store — and make delightful science discoveries. They'll develop fine and large motor skills and increase in cognitive skills. Most importantly, they'll learn God's truth, the Bible, and be encouraged to live it in their lives.

Visit [MFWBooks.com/item/91101](https://www.MFWBooks.com/item/91101) to purchase a complete package and keep studying.

www.MFWBooks.com


573.202.2000

mfw.info@mfwbooks.com

 **WARNING: CHOKING HAZARD**--Small parts.
Not for children under 3 years.

KINDERGARTEN

GOD'S CREATION FROM A TO Z



God's Creation from A to Z is a learning adventure that will encourage a lifetime love of exploration and discovery. The 26 hands-on, easy-to-teach thematic units focus on the wonder of God's creation. The sun, moon, rocks, vegetables, elephants, butterflies, and dinosaurs are just a few of the exciting topics you will explore.


Visit MFWBooks.com/item/92051 to purchase a complete package and keep studying.

www.MFWBooks.com

573.202.2000

mfw.info@mfwbooks.com

Also: For First Grade - High School, visit our website.

 **WARNING: CHOKING HAZARD--Small parts.**
Not for children under 3 years.