


The big catch of fish

READ



John 21:1-14



How many fish can you count?

TO MAKE THE MOBILE



Print out the spiral mobile page onto thin card.
(160gsm copy card is suitable)



Colour in the spiral, fish and the boat.



Carefully cut out the boat and the fish along the thicker outer line

To cut the spiral, first cut around the outer edge then, following the thick line, cut along the spiral to the centre and stop at the dot. ●

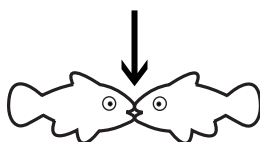
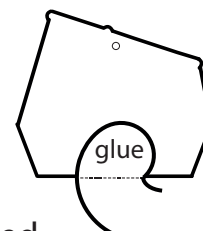


Fold up the centre 'glue' tab along the dotted line.



Glue the 'glue tab' to the *inside* of one side of the boat making sure it is centred and the fish are to the outside.

Glue on the other side of the boat to the back side of the first. The glue tab of the spiral will then be sandwiched in between.



Tie a length of thread around the centre of the two fish then fold and glue together back to back.

Punch a hole ● in the end of the spiral and tie on the fish leaving about 3cm/1" of thread between the spiral and the fish.

Punch a hole in the top centre of the boat (marked with a O) and tie on a length of thread to hang.

